

Алматы (7273)495-231
Ангарск (3955)60-70-56
Архангельск (8182)63-90-72
Астрахань (8512)99-46-04
Барнаул (3852)73-04-60
Белгород (4722)40-23-64
Благовещенск (4162)22-76-07
Брянск (4832)59-03-52
Владивосток (423)249-28-31
Владикавказ (8672)28-90-48
Владимир (4922)49-43-18
Волгоград (844)278-03-48
Вологда (8172)26-41-59
Воронеж (473)204-51-73
Екатеринбург (343)384-55-89

Иваново (4932)77-34-06
Ижевск (3412)26-03-58
Иркутск (395)279-98-46
Казань (843)206-01-48
Калининград (4012)72-03-81
Калуга (4842)92-23-67
Кемерово (3842)65-04-62
Киров (8332)68-02-04
Коломна (4966)23-41-49
Кострома (4942)77-07-48
Краснодар (861)203-40-90
Красноярск (391)204-63-61
Курск (4712)77-13-04
Курган (3522)50-90-47
Липецк (4742)52-20-81
Россия +7(495)268-04-70

Магнитогорск (3519)55-03-13
Москва (495)268-04-70
Мурманск (8152)59-64-93
Набережные Челны (8552)20-53-41
Нижегород (831)429-08-12
Новокузнецк (3843)20-46-81
Новосибирск (383)227-86-73
Омск (3812)21-46-40
Орел (4862)44-53-42
Оренбург (3532)37-68-04
Пенза (8412)22-31-16
Петрозаводск (8142)55-98-37
Псков (8112)59-10-37
Пермь (342)205-81-47
Казахстан +7(7172)727-132

Ростов-на-Дону (863)308-18-15
Рязань (4912)46-61-64
Самара (846)206-03-16
Санкт-Петербург (812)309-46-40
Саратов (845)249-38-78
Севастополь (8692)22-31-93
Саранск (8342)22-96-24
Симферополь (3652)67-13-56
Смоленск (4812)29-41-54
Сочи (862)225-72-31
Ставрополь (8652)20-65-13
Сургут (3462)77-98-35
Сыктывкар (8212)25-95-17
Тамбов (4752)50-40-97
Тверь (4822)63-31-35
Киргизия +996(312)96-26-47

Тольятти (8482)63-91-07
Томск (3822)98-41-53
Тула (4872)33-79-87
Тюмень (3452)66-21-18
Ульяновск (8422)24-23-59
Улан-Удэ (3012)59-97-51
Уфа (347)229-48-12
Хабаровск (4212)92-98-04
Чебоксары (8352)28-53-07
Челябинск (351)202-03-61
Череповец (8202)49-02-64
Чита (3022)38-34-83
Якутск (4112)23-90-97
Ярославль (4852)69-52-93

<https://molex.nt-rt.ru/> || mxd@nt-rt.ru

BRADPOWER MODULAR POWER SOLUTIONS


Modular, Flexible Wiring Systems for Machine Power Distribution and Motor Control



molex®



Solutions for Food and Beverage Processors



Solutions for Automotive



Solutions for Material Handling



TABLE OF CONTENTS

PRODUCT OVERVIEW


- 4–7 • Features and Benefits
- 8–9 • Frequently Asked Questions
- 10–11 • Typical Application

BRADPOWER D-SIZE (1 3/8" – M35)

- 14–17 • D-Size Single-Ended Cordsets
- 18–21 • D-Size Double-Ended Patchcords
- 22–23 • D-Size Receptacles
- 24–28 • D-Size Tees
 - 29 • D-Size Closure Caps & Locking Clips
- 30–31 • D-Size Field Wireable Connectors
- 32–33 • D-Size Reducers
 - 34 • Cable Specifications
 - 35 • Hybrid Solutions

BRADPOWER A-SIZE (7/8" – M22) AND C-SIZE (1 1/8" – M29)

- 40–43 • A-Size Single-Ended Cordsets
- 44–47 • A-Size Double-Ended Patchcords
- 48–49 • A-Size Receptacles
 - 50 • A-Size Multi-Port Distribution System
 - 51 • A-Size Field Wireable Connectors
- 52–53 • C-Size Cordsets and Patchcords
- 54–55 • C-Size Receptacles
 - 56 • A/C-Size Closure Caps and Locking Clips
 - 57 • Cable Specifications
 - 58 • Hybrid Solutions
- 60–63 • Solutions For Multiple Industrial Applications





BradPower Modular Power Solutions

Bottom-Line Benefits

Compared to traditional, conduit-based hard wiring, BradPower modular solutions provide a host of operational advantages, including:

- Reduce wiring errors (the #1 added expense)
- Reduce skilled labor costs
- Reduce maintenance and operating costs
- Increase plant equipment flexibility
- Speed up delivery and commissioning of new equipment
- NFPA-79-2015 Standard Compliant

Modular, Easy to Install

BradPower solutions from Molex replace machine hard wiring with modular quick-connect systems comprised of crush resistant, factory-molded, cord sets and connectors. The result is a robust, scalable, and easy-to-install power distribution system that does not require the specialized tools and labor typically associated with traditional conduit or raceway installations.

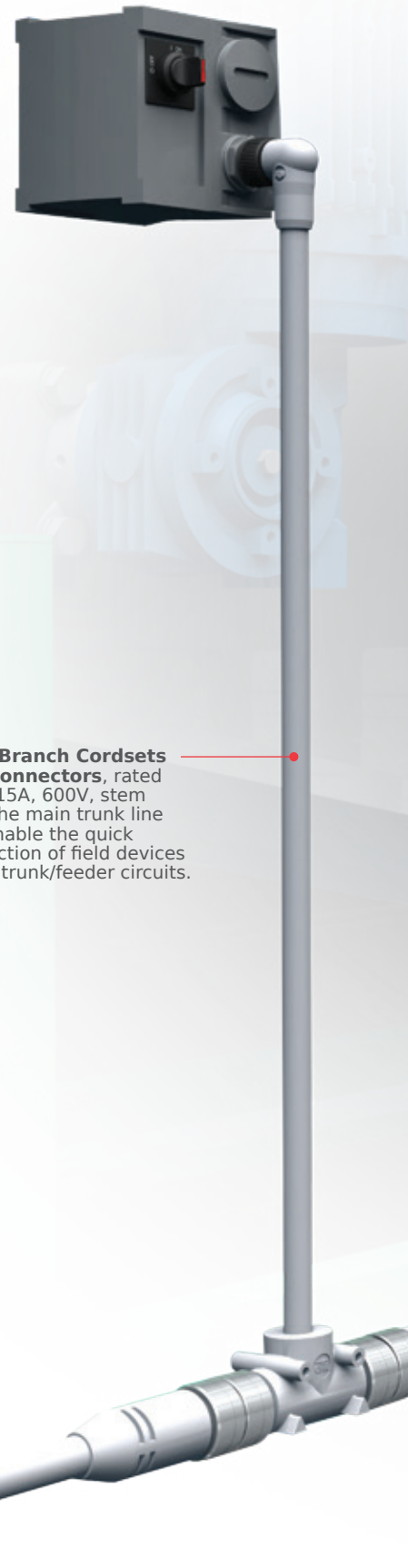
Performance

BradPower's modular components make installation faster, easier, and more reliable. Where multiple machines are involved, assembling the systems is consistent and repeatable.


BradPower systems meet ALL of the same requirements as hard-wiring and they deliver the same unsurpassed performance and innovation the industry has come to expect from the Brad® brand.

Stainless Steel options for Food & Beverage/Pharmaceutical Applications

- Smooth over molds designed to eliminate food traps
- 316 Stainless Steel coupling nuts for maximum corrosion resistance
- IP69K-rated environmental performance, ideal for high pressure, high temperature wash-down



Drop/Branch Cordsets and Connectors, rated up to 15A, 600V, stem from the main trunk line and enable the quick connection of field devices to the trunk/feeder circuits.



Receptacles provide an access point for quick connection of devices or power sources with the BradPower system.

Trunk/Feeder Cordsets and Connectors, rated 32A, 600V are the main components in the BradPower modular wiring system. They are flexible and modular and can be located anywhere on your machine.

Tees and Reducers provide access points for branch or drop circuits. They are key components for establishing a modular, scalable, trunk and drop wiring topology.

The optional **Locking Clips** snap over the outside of the connection points to limit access to the BradPower modular wiring system. They are available for both trunk/feeder connections as well as drop/branch connections.

BradPower Modular Power Solutions

Application Achievements

- **Automotive:** An automotive chassis finishing plant used a total of 889 motor connection points to automate and synchronize its paint booth operations. Result: large labor and tooling savings.
- **Food Processing:** A large poultry processing plant experienced significant downtime savings by connectorizing 140 of their machine motors for fast, easy changeout.
- **Beverage Industry:** A beverage bottling plant replaced hard wiring from a centralized control cabinet with flexible cordsets to 30 motors in a case washing system.
- **Automation:** An automotive supplier reduced installation time of its brake assembly welding and inspection line from three days to one day.

BradPower Solutions serve a world of industrial machinery:

- Conveyors and other material handling equipment
- Automated machine tools
- Food and Beverage
- Pharmaceutical
- Logistics and Distribution
- Printing and Converting
- Automotive assembly
- Semiconductor
- Motor-driven air handling equipment





NFPA-79-2015 Standard Compliance

In 2004, revisions to the National Fire Protection Association's NFPA-79 Electrical Standard for Industrial Machinery, in cooperation with the National Electrical Code (NEC), opened the door to a practical alternative to hard-wired power distribution and motor control systems for industrial machinery. BradPower started as that alternative, and has now become the preferred method for power distribution.

The NFPA-79 standard focuses on best practices and guidelines for safe, robust electrical design and installation on of industrial machinery. It complements the National Electric Code by clarifying the proper implementation of NEC requirements in industrial equipment applications. The scope of NFPA-79 includes all electrical and electronic elements on industrial equipment operating at 600V or less.

When properly installed and maintained, BradPower systems are fully compliant with the NFPA-79-2015 Standard for Industrial Machinery and meet UL direct support requirements. The changes with the most impact on the applicability of the BradPower system are:

		Benefits
Conductor Sizing for Power Circuits	Section 12.6.1 Conductors shall not be smaller than 14AWG for power circuits unless otherwise permitted in 12.6.1.3 (16AWG and 18AWG shall be permitted for motor and non-motor circuits where part of a listed power cable assembly identified as suitable for the intended use and provided with overcurrent protection in accordance with its ratings.	<ul style="list-style-type: none"> • Greater flexibility for drop or branch circuits • Use of BradPower 16 AWG drop cord sets for power distribution
Wiring Methods and Practices Regarding Connectors	Section 13.1.2.3 Factory-applied connectors molded onto cables shall be permitted. Such connectors shall not be considered as splices or joints.	<ul style="list-style-type: none"> • No mis-wiring • Quick change-out • Easy maintenance • Easy reconfiguration • Allows connectors to be used within runs, permitting tees and other transitional components that provide: <ul style="list-style-type: none"> – Modular wiring solutions – Application flexibility
Wiring Methods and Practices Regarding Exposed Cable	Section 13.1.6.1 Exposed cables installed along the structure of the equipment or system or in chases of the machinery shall be permitted. Exposed cables shall be installed to closely follow the surface and structural members of the machinery.	<ul style="list-style-type: none"> • Eliminates the need for conduit or raceways • Fast installation • No tools required • Allows cable to be dressed along existing structures (no additional hardware required) • Large labor savings • Easy to change and maintain

Frequently Asked Questions

Q. What is a BradPower modular power solution?

A. It is a quick-connect, modular wiring solution comprised of factory-applied connectors over-molded onto cables to provide up to 32A feeder and 15A branch power distribution circuits up to 600VAC.

Q. Where can BradPower products be used?

A. The intended application space for BradPower products includes automated machine-tools, conveyors and other material handling systems, packaging equipment, food & beverage/pharmaceutical processing equipment, baggage handling systems, and practically any motor installed on industrial equipment.

Q. Are BradPower components 'listed' for use in the US and Canada?

A. Yes. Our BradPower product line has been evaluated by UL and listed to the following standards: UL2237 (PVVA). Some competitive systems are only approved to UL2238. This is not sufficient, as outlined in UL 508, Article 25.6.8.

Recent Revision to UL 508 – Industrial Control Equipment (added March 15, 2013)

- Article 25.6.8 Multi-pin cord fittings and cord sets of equipment restricted to use in Industrial Machinery applications as defined in the Electrical Standard for Industrial Machinery, NFPA 79, and intended for use in power and motor branch circuits shall comply with the requirements in the Outline of Investigation for Multi-Point Interconnection Power Cable Assemblies for Industrial Machinery - Subject 2237.

Q. What type of connectors are allowed?

A. NFPA-79-15 lists general requirements for proper connector designs in section 13.4.5. BradPower products comply with these requirements:

NFPA-79 Requirements

- Attachment plug and receptacle (plug/socket) combinations shall be listed for the intended use and . . .
- Shall be of the locking type where rated greater than 20 amperes, and...
- On circuits of more than 300 volts to ground or 300 volts phase-to-phase, they shall be skirted and constructed to contain any arc generated when a connection is made or broken. (NFPA-79 Section 13.4.5.2)
- Ground pin should first mate / last break (NFPA-79 Section 13.4.5.3 (1)).
- Where more than one attachment plug and receptacle (plug/socket) combination is used at the same location, they shall be mechanically coded or be clearly Identified to prevent incorrect insertion. (NFPA-79 Section 13.4.5.5)

BradPower Solution:

- BradPower products are UL Listed for use in US and Canada
- BradPower threaded coupling nuts offer a way to lockdown connection preventing accidental disconnection.
- BradPower connectors are not designed for interrupting power and should not be disconnected while a circuit is energized. However, in the event the BradPower connector is disengaged under load, the likelihood of an electric shock — though possible — is minimized by the skirted female pin design.
- BradPower connectors provide an extended pin for the ground conductor and therefore meet the requirement for first mate/last break.
- For added flexibility, BradPower connectors are offered in two keying options for mechanically differentiated circuits. Further, 3 and 4 pole versions are not interchangeable.





Q. What cable rating do the BradPower cordsets have?

A. For full flexibility and use on various applications, BradPower cordset assemblies are available with the following cable types:

1. Dual-Rated STOOW for outdoor & portable use AND TC-ER (Tray Cable, Exposed Run) for exposed use outside of cable tray
2. Single-Rated TC-ER enables exposed use outside the cable tray. Smaller OD allows for placement in tight locations
3. Shielded TC-ER for use with variable frequency drives (VFD)
4. Continuous-Flex Rated TC-ER for dynamic applications

Q. Why the multiple ratings on BradPower cables?

A. BradPower cables carry multiple ratings to accommodate a wide variety of applications, Including:

Permanent Installations: The TC-ER Wiring and MTW designation allows BradPower cordsets to be used In cable tray systems as well as for permanent exposed run installations on industrial machinery per NEC article 392- 'Cable Trays' and respective NEC article 336 — "Power and Control Tray Cable: Type TC".

Temporary Installations: The flexible cord STOOW rating allows the same BradPower product to be used for installations allowed under NEC article 400 — "Flexible Cords and Cables". The STOOW is a mechanically tougher cable that can be used to connect to temporary equipment, such as fans, lights, etc., and can be placed on the floor exposed to a harsher environment than a TC cable.

Machine Wiring - permanent or temporary: The multiple ratings allow the BradPower cable assemblies to be used virtually anywhere In the machine. The TC and MTW rating allows it to be used inside trays and raceways, While the STOOW and ER designation for TC allows the cable to run exposed along the structure of the machine while providing the crush and Impact resistance of metal clad (MC) cable.

Q. How should BradPower wiring components be sized in motor control applications?

A. BradPower wiring components are rated to 32A, 600V for 10AWG trunk connector and to 15A, 600V for 14 AWG drop or branch connectors. This amperage rating should be applied according to the rules set forth in NEC article 430 for sizing circuits for motor control applications.

Q. Does NFPA-79 or NEC require a locking device to be used in BradPower products installations?

A. No. Neither the NEC nor NFPA 79 codes require the use of a locking device. However, for BradPower products users requiring an explicit precaution or additional margin of safety, Molex offers secure, easy to apply clamshell-style, locking clips that limit access to the flexible wiring system and requires a tool to remove.

Q. Can exposed cables be installed on the machine? I thought it had to be inside conduit, cable tray or raceway.

A. The Section 13.1.6.1 of NFPA 79-15 relaxes the rules on exposed cable. Exposed cable is allowed on the machine if properly supported and attached to the permanent structure of the machine. Even though not explicitly mentioned, proper cable selection must be made to match the expected condition of service.


Q. When using BradPower solutions for motors, do we need a disconnect switch close to the motor?

A. Yes. BradPower solutions are a passive connection system that is not designed to interrupt power, therefore it cannot be used as a switch. When BradPower solutions are used, all aspects of the NEC need to be complied with, including the need for a disconnect switch in plain view from the motor.

Q. Is tapping Into a larger sized conductor with a smaller conductor allowed? Is the use of a reducer allowed?

A. Yes. The NEC allows taps of feeder conductors with smaller sized wires. There are provisions and restrictions that must be followed in this situation. (See Section 12.6)





Reducing TEEs (D-Size to A-Size)
See pages 24-29.



Double-Ended Patch Cords (D-Size)
See pages 18-21.



Receptacles (D-Size)
See pages 22-23.



Double-Ended Patch Cords (A-Size)
See pages 44-47.



Reducers (D-Size to A-Size)
See pages 32-33.

BradPower Modular Power Solutions

*Modular, flexible wiring
systems for machine power
distribution and motor control*



**Field Attachables
(A-Size)**
See page 51.



**Single-Ended Cordsets
(A-Size)**
See pages 40-43.



TEEs (D-Size)
See pages 24-29.



Closure Caps (D-Size)
See page 29.



The BradPower D-Size (1 3/8" – M35) Modular Power Solution allows the deployment of a flexible, scalable, trunk and drop wiring topology consisting of Cordsets, Patchcords, Receptacles, Tees, Reducers and Accessories.



BradPower D-Size (1 3/8" – M35) Modular Power Solutions

Meets UL2237 and NFPA 79-2015 standards for Industrial Machinery and Motor Branch Circuits

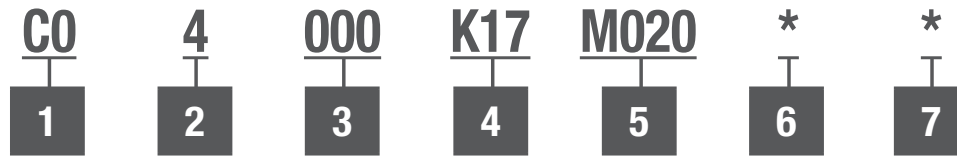
D-Size Single-Ended Cordsets	14–17
D-Size Double-Ended Patchcords	18–21
D-Size Receptacles	22–23
D-Size Tees	24–28
D-Size Closure Caps & Locking Clips	29
D-Size Field Wireable Connectors	30–31
D-Size Reducers	32–33
Cable Specifications	34
Hybrid Solutions	35



BradPower D-Size (1 3/8" – M35)

Single-Ended Trunk Cordset Configurator

molex[®]



1 Product Family

CO = BradPower D-Size (1 3/8" – M35) Single-Ended Cordset

2 Number of Poles

3 = 3 Pole

4 = 4 Pole

3 Gender*, Orientation and Keyway

000 = Female Straight, Single-Keyway

001 = Female 90°, Single-Keyway

006 = Male Straight, Single-Keyway

007 = Male 90°, Single-Keyway

100 = Female Straight, Alternate-Keyway

101 = Female 90°, Alternate-Keyway

106 = Male Straight, Alternate-Keyway

107 = Male 90°, Alternate-Keyway

**Unless otherwise noted, female ends will have internal threads and male ends will have external threads*

4 Cable Type*

A47 = 12 AWG Gray PVC, UL Type TC-ER/STOOW (3 Pole and 4 Pole)

A48 = 10 AWG Gray PVC, UL Type TC-ER/STOOW (3 Pole and 4 Pole)

A57 = 10 AWG Black PVC, UL Type TC-ER/STOOW (4 Pole Only)

A70 = 10 AWG Gray PVC, UL Type TC-ER/STOOW Continuous-Flex (4 Pole Only)

A77 = 10 AWG Black TPE, UL Type TC-ER Shielded (4 Pole Only)

K17 = 10 AWG Black TPE, UL Type TC-ER (4 Pole Only)

K19 = 10 AWG Black TPE, UL Type TC-ER (3 Pole Only)

K24 = 10 AWG Black TPE, UL Type TC-ER, Shielded VFD Continuous-Flex (4 Pole Only)

K25 = 10 AWG Black TPE, UL Type TC-ER, Continuous-Flex (4 Pole Only)

**Cable highlighted in Red are Molex Preferred Cable Option.*

5 Length*

M005 = 0.5 Meter

M010 = 1 Meter

M020 = 2 Meter

M025 = 2.5 Meter

M050 = 5 Meter

M100 = 10 Meter

M200 = 20 Meter

M250 = 25 Meter

**For reference only. Additional lengths available, contact Automation Solutions Technical Support at (800) 225-7724*

6 Coupling Nut Material

(Blank) = Standard Nut for Single-Keyway is Clear Anodized Aluminum

Alternate-Keyway is Black Anodized Aluminum

8 = Hexagonal, Type 316 Stainless Steel

7 Connector Head Color

(Blank) = Standard for Single-Keyway is Gray

Standard for Alternate-Keyway is Black

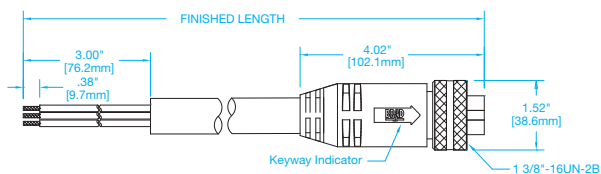
G = Black (for Single-Keyway only)

E = Red (for 3 Pole w/ K19 cable only)

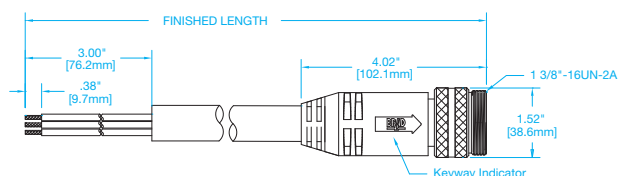
Configurators are for reference only. Additional configurations available. Contact Automation Solutions Technical Support at (800) 225-7724.

Dimensions in inches [millimeters]. Dimensions not to be used for manufacturing purposes and are subject to change.

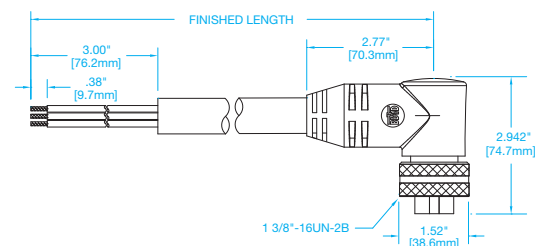
Female Straight



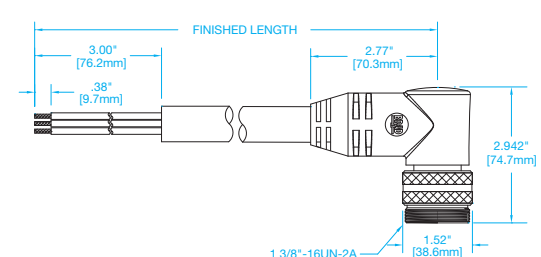
Male Straight



Female 90°



Male 90°



BradPower D-Size (1 3/8" – M35)

Single-Ended Trunk Cordsets (Female)

molex®

Specifications

MECHANICAL

Overmold Body: Oil-Resistant PVC
 Overmold Color: See Chart Below
 Insert: Black PVC
 Coupling Nut: Single Keyway – Clear Anodized Aluminum
 Alternative Keyway – Black Anodized Aluminum
 Optional – Hexagonal, Type 316 Stainless Steel
 Cable: Outer – Oil-Resistant Materials used
 (See Chart Specifications Below)
 Inner – Stranded Copper Conductor Leads in PVC
 Minimum Bend Radius: 10x Cable Diameter

ELECTRICAL

Contact: Copper Alloy with Gold over Nickel Plating
 Current: 32A
 Voltage: 600V AC/DC

ENVIRONMENTAL

Enclosure Rating (Mated): IP67,
 IP69K (Stainless Steel),
 UL Type 4/12
 Operating Temperature: -20°C to +90°C
 RoHS: Compliant

CERTIFICATIONS

UL2237: UL Listed per UL 2237, E258922,
 Category PVWA for Industrial Machinery
 NFPA 79 – 2015: Meets NFPA 79 – 2015
 Standards for Industrial Machinery and Motor Branch Circuits



Ordering Information

Female Straight[†] and 90°^{††}

Poles	Keyway	Color Rotation	Cable Specifications	Cable Outer Diameter	Continuous-Flex Rated	Shielded (Via Ground Pin)	Overmold Color	Female Straight Engineering No.	Female 90° Engineering No.
3	Single	A	#10/3, Gray PVC, UL TC-ER/ST00W, FT4	ø 0.700" [17.78mm]	No	No	Gray	C03000A48M***	C03001A48M***
			#10/3, Black TPE, UL TC-ER, FT4	ø 0.452" [11.48mm]	No	No	Red	C03000K19M***E	C03001K19M***E
	Alternate		#10/3, Gray PVC, UL TC-ER/ST00W, FT4	ø 0.700" [17.78mm]	No	No	Black	C03100A48M***	C03101A48M***
4	Single	B	#10/4, Gray PVC, UL TC-ER/ST00W, FT4	ø 0.775" [19.69mm]	No	No	Gray	C04000A48M***	C04001A48M***
			#10/4, Black PVC, UL TC-ER/ST00W, FT4	ø 0.775" [19.69mm]	No	No	Black	C04000A57M***G	C04001A57M***G
			#10/4, Gray PVC, UL TC-ER/ST00W, FT4	ø 0.780" [19.81mm]	Yes	No	Black	C04000A70M***G	C04001A70M***G
		C	#10/4, Black TPE, UL TC-ER, FT4	ø 0.680" [17.27mm]	No	Yes	Gray	C04000A77M***	C04001A77M***
			#10/4, Black TPE, UL TC-ER, FT4	ø 0.530" [13.46mm]	No	No	Black	C04000K17M***G	C04001K17M***G
			#10/4, Black TPE, UL TC-ER, FT4	ø 0.600" [15.24mm]	Yes	No	Black	C04000K25M***G	C04001K25M***G
	Alternate	B	#10/4, Black TPE, UL TC-ER, FT4	ø 0.690" [17.53mm]	Yes	Yes (VFD)	Gray	C04000K24M***	C04001K24M***
			#10/4, Gray PVC, UL TC-ER/ST00W, FT4	ø 0.775" [19.69mm]	No	No	Black	C04100A48M***	C04101A48M***

Dimensional Information on Pg. 14

*** Length in Meters. (Examples: M005 = 0.5m, M010 = 1m, M050 = 5m, M100 = 10m)

† 316 Stainless Steel versions may be ordered by adding an 8 to the Engineering number. (Example: Engineering No. C04000A48M***8 and C04001K24M***8)

Color Code and Pinout Rotation

Face View Pinout Rotation				
		Single Keyway		Alternate Keyway
		Female		Female
Color Code	Poles	1 – Black	2 – Green/Yellow	3 – White
A	3			
B	4	1 – Black	2 – Green/Yellow	3 – Red
C		1 – Black #1	2 – Green/Yellow	3 – Black #3
				4 – White
				4 – Black #2



C03000K19M***E



C04001A48M***



C04000K17M***



C04101A48M***

BradPower D-Size (1 3/8" – M35)

Single-Ended Trunk Cordsets (Male)

molex[®]

Specifications

MECHANICAL

Overmold Body: Oil-Resistant PVC
 Overmold Color: See Chart Below
 Insert: Black PVC
 Coupling Nut: Single Keyway – Clear
 Anodized Aluminum
 Alternative Keyway – Black
 Anodized Aluminum
 Optional – Hexagonal, Type 316
 Stainless Steel
 Cable: Outer – Oil-Resistant Materials used
 (See Chart Specifications Below)
 Inner – Stranded Copper Conductor Leads in PVC
 Minimum Bend Radius: 10x Cable Diameter

ELECTRICAL

Contact: Copper Alloy with Gold over Nickel Plating
 Current: 32A
 Voltage: 600V AC/DC

ENVIRONMENTAL

Enclosure Rating (Mated): IP67,
 IP69K (Stainless Steel),
 UL Type 4/12
 Operating Temperature: -20°C to +90°C
 RoHS: Compliant

CERTIFICATIONS

UL2237: UL Listed per UL 2237, E258922,
 Category PVVA for Industrial
 Machinery
 NFPA 79 – 2015: Meets NFPA 79 – 2015
 Standards for Industrial
 Machinery and Motor
 Branch Circuits



Ordering Information (Continued)

Male Straight[†] and 90°[†]





Poles	Keyway	Color Rotation	Cable Specifications	Cable Outer Diameter	Continuous-Flex Rated	Shielded (Via Ground Pin)	Overmold Color	Male Straight Engineering No.	Male 90° Engineering No.
3	Single	A	#10/3, Gray PVC, UL TC-ER/STOOW, FT4	ø 0.700" [17.78mm]	No	No	Gray	C03006A48M***	C03007A48M***
			#10/3, Black TPE, UL TC-ER, FT4	ø 0.452" [11.48mm]	No	No	Red	C03006K19M***E	C03007K19M***E
	Alternate		#10/3, Gray PVC, UL TC-ER/STOOW, FT4	ø 0.700" [17.78mm]	No	No	Black	C03106A48M***	C03107A48M***
4	Single	B	#10/4, Gray PVC, UL TC-ER/STOOW, FT4	ø 0.775" [19.69mm]	No	No	Gray	C04006A48M***	C04007A48M***
			#10/4, Black PVC, UL TC-ER/STOOW, FT4	ø 0.775" [19.69mm]	No	No	Black	C04006A57M***G	C04007A57M***G
			#10/4, Gray PVC, UL TC-ER/STOOW, FT4	ø 0.780" [19.81mm]	Yes	No	Black	C04006A70M***G	C04007A70M***G
		C	#10/4, Black TPE, UL TC-ER, FT4	ø 0.680" [17.27mm]	No	Yes	Gray	C04006A77M***	C04007A77M***
			#10/4, Black TPE, UL TC-ER, FT4	ø 0.530" [13.46mm]	No	No	Black	C04006K17M***G	C04007K17M***G
			#10/4, Black TPE, UL TC-ER, FT4	ø 0.600" [15.24mm]	Yes	No	Black	C04006K25M***G	C04007K25M***G
	Alternate	B	#10/4, Black TPE, UL TC-ER, FT4	ø 0.690" [17.53mm]	Yes	Yes (VFD)	Gray	C04006K24M***	C04007K24M***
			#10/4, Gray PVC, UL TC-ER/STOOW, FT4	ø 0.775" [19.69mm]	No	No	Black	C04106A48M***	C04107A48M***

Dimensional Information on Pg. 14

*** Length in Meters. (Examples: M005 = 0.5m, M010 = 1m, M050 = 5m, M100 = 10m)

† 316 Stainless Steel versions may be ordered by adding an 8 to the Engineering number. (Example: Engineering No. C03006A48M***8 and C04007A70M***8G)

Color Code and Pinout Rotation

		Face View Pinout Rotation			
		Single Keyway		Alternate Keyway	
		Male		Male	
					
Color Code	Poles				
A	3	1 – Black	2 – Green/Yellow (Extended Pin)	3 – White	
B	4	1 – Black	2 – Green/Yellow (Extended Pin)	3 – Red	4 – White
C		1 – Black #1	2 – Green/Yellow (Extended Pin)	3 – Black #3	4 – Black #2



C03006K19M***E



C04007A48M***



C04106A48M***



C04007K25M***G

BradPower D-Size (1 3/8" – M35)

Trunk Cordsets Accessories

molex®

Specifications

MECHANICAL

Material: Closure Caps – Clear Anodized Aluminum
Locking Clips – Black ABS

ENVIRONMENTAL

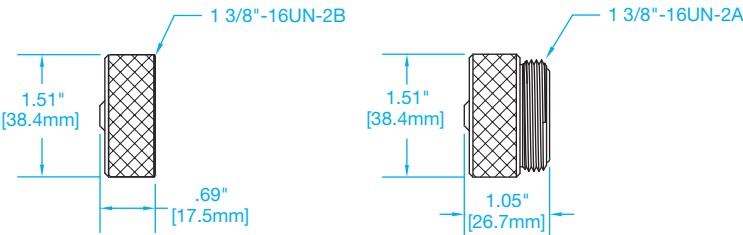
Operating Temperature: -20°C to +90°C
RoHS: Compliant



Ordering Information

Closure Caps

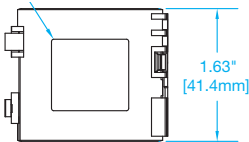
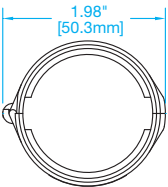
Size	Gender	Bead Chain	Closure Cap Threads	Engineering No.	Standard Order No.
D-Size (1 3/8" – M35)	Male (Mates with Female Connector)	No	External	55-0198	1300700018
	Female (Mates with Male Connector)	No	Internal	55-0298	1300700019



1300700018 (External Threads)
and 1300700019 (Internal Threads)

Locking Clips (For Both Straight and 90° Connections)

Size	Quantity Per Bag	Warning Label	Engineering No.	Standard Order No.
D-Size (1 3/8" – M35)	10		66200A-10	1300700020



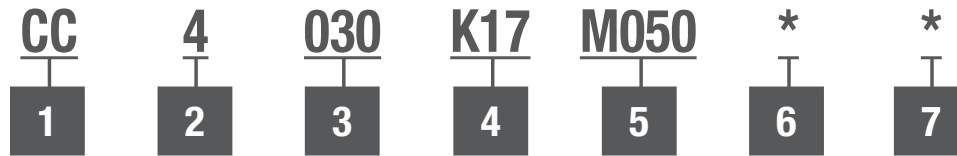
1300700020

Dimensions in inches [millimeters]. Dimensions not to be used for manufacturing purposes and are subject to change.

BradPower D-Size (1 3/8" – M35)

Double-Ended Trunk Patchcord Configurator

molex[®]



1 Product Family

CC = BradPower D-Size (1 3/8" – M35) Double-Ended Patchcord

2 Number of Poles

3 = 3 Pole

4 = 4 Pole

3 Gender*, Orientation and Keyway

030 = Female Straight to Male Straight, Single-Keyway

031 = Female 90° to Male Straight, Single-Keyway

032 = Female Straight to Male 90°, Single-Keyway

033 = Female 90° to Male 90°, Single-Keyway

130 = Female Straight to Male Straight, Alternate-Keyway

131 = Female 90° to Male Straight, Alternate-Keyway

132 = Female Straight to Male 90°, Alternate-Keyway

133 = Female 90° to Male 90°, Alternate-Keyway

**Unless otherwise noted, female ends will have internal threads and male ends will have external threads*

4 Cable Type

A47 = 12 AWG Gray PVC, UL Type TC-ER/STOOW (3 Pole and 4 Pole)

A48 = 10 AWG Gray PVC, UL Type TC-ER/STOOW (3 Pole and 4 Pole)

A57 = 10 AWG Black PVC, UL Type TC-ER/STOOW (4 Pole Only)

A70 = 10 AWG Gray PVC, UL Type TC-ER/STOOW Continuous-Flex (4 Pole Only)

A77 = 10 AWG Black TPE, UL Type TC-ER Shielded (4 Pole Only)

K17 = 10 AWG Black TPE, UL Type TC-ER (4 Pole Only)

K19 = 10 AWG Black TPE, UL Type TC-ER (3 Pole Only)

K24 = 10 AWG Black TPE, UL Type TC-ER, Shielded VFD Continuous-Flex (4 Pole Only)

K25 = 10 AWG Black TPE, UL Type TC-ER, Continuous-Flex (4 Pole Only)

**Cable highlighted in Red are Molex Preferred Cable Option.*

5 Length*

M005 = 0.5 Meter

M010 = 1 Meter

M020 = 2 Meter

M025 = 2.5 Meter

M050 = 5 Meter

M100 = 10 Meter

M200 = 20 Meter

M250 = 25 Meter

**For reference only. Additional lengths available, contact Automation Solutions Technical Support at (800) 225-7724*

6 Coupling Nut Material

(Blank) = Standard Nut for Single-Keyway is Clear Anodized Aluminum

Alternate-Keyway is Black Anodized Aluminum

8 = Hexagonal, Type 316 Stainless Steel

7 Connector Head Color

(Blank) = Standard for Single-Keyway is Gray

Standard for Alternate-Keyway is Black

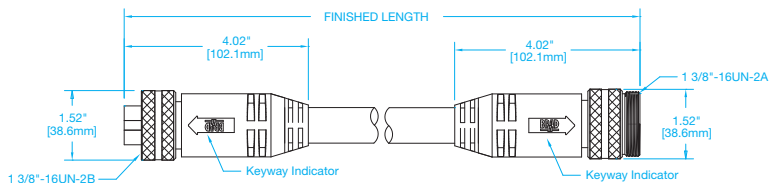
G = Black (for Single-Keyway only)

E = Red (for 3 Pole w/ K19 cable only)

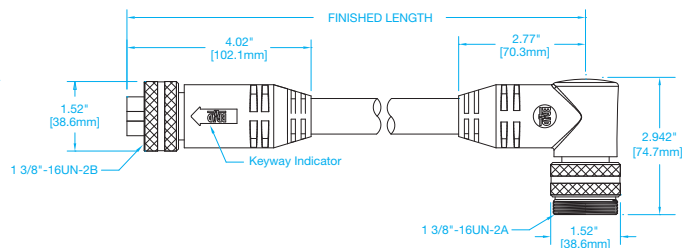
Configurators are for reference only. Additional configurations available. Contact Automation Solutions Technical Support at (800) 225-7724.

Dimensions in inches [millimeters]. Dimensions not to be used for manufacturing purposes and are subject to change.

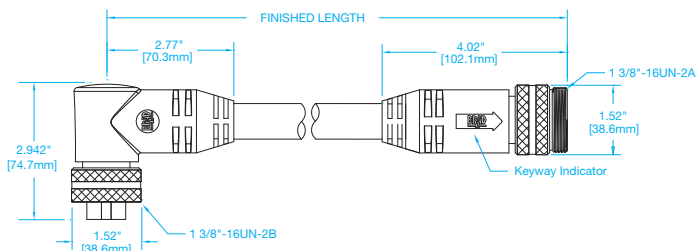
Female Straight to Male Straight



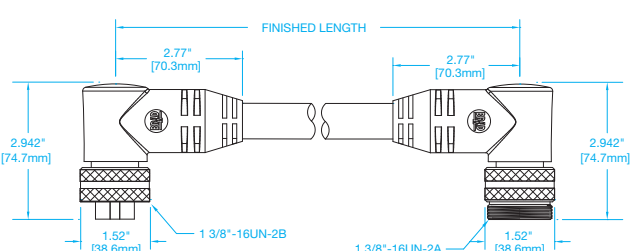
Female Straight to Male 90°



Female 90° to Male Straight



Female 90° to Male 90°



BradPower D-Size (1 3/8" – M35)

Double-Ended Trunk Patchcords

molex®

Specifications

MECHANICAL

Overmold Body: Oil-Resistant PVC
 Overmold Color: See Chart Below
 Insert: Black PVC
 Coupling Nut: Single Keyway – Clear
 Anodized Aluminum
 Alternative Keyway – Black
 Anodized Aluminum
 Optional – Hexagonal, Type 316
 Stainless Steel
 Cable: Outer – Oil-Resistant Materials used
 (See Chart Specifications Below)
 Inner – Stranded Copper Conductor Leads in PVC
 Minimum Bend Radius: 10x Cable Diameter

ELECTRICAL

Contact: Copper Alloy with Gold over Nickel Plating
 Current: 32A
 Voltage: 600V AC/DC

ENVIRONMENTAL

Enclosure Rating (Mated): IP67,
 IP69K (Stainless Steel),
 UL Type 4/12
 Operating Temperature: -20°C to +90°C
 RoHS: Compliant

CERTIFICATIONS

UL2237: UL Listed per UL 2237, E258922,
 Category PVVA for Industrial
 Machinery
 NFPA 79 – 2015: Meets NFPA 79 – 2015
 Standards for Industrial
 Machinery and Motor
 Branch Circuits



Ordering Information

Female Straight and 90° to Male Straight†

Poles	Keyway	Color Rotation	Cable Specifications	Cable Outer Diameter	Continuous-Flex Rated	Shielded (Via Ground Pin)	Overmold Color	Female Straight to Male Straight Engineering No.	Female 90° to Male Straight Engineering No.
3	Single	A	#10/3, Gray PVC, UL TC-ER/ST00W, FT4	ø 0.700" [17.78mm]	No	No	Gray	CC3030A48M***	CC3031A48M***
			#10/3, Black TPE, UL TC-ER, FT4	ø 0.452" [11.48mm]	No	No	Red	CC3030K19M***E	CC3031K19M***E
	Alternate		#10/3, Gray PVC, UL TC-ER/ST00W, FT4	ø 0.700" [17.78mm]	No	No	Black	CC3130A48M***	CC3131A48M***
4	Single	B	#10/4, Gray PVC, UL TC-ER/ST00W, FT4	ø 0.775" [19.69mm]	No	No	Gray	CC4030A48M***	CC4031A48M***
			#10/4, Black PVC, UL TC-ER/ST00W, FT4	ø 0.775" [19.69mm]	No	No	Black	CC4030A57M***G	CC4031A57M***G
			#10/4, Gray PVC, UL TC-ER/ST00W, FT4	ø 0.780" [19.81mm]	Yes	No	Black	CC4030A70M***G	CC4031A70M***G
		C	#10/4, Black TPE, UL TC-ER, FT4	ø 0.680" [17.27mm]	No	Yes	Gray	CC4030A77M***	CC4031A77M***
			#10/4, Black TPE, UL TC-ER, FT4	ø 0.530" [13.46mm]	No	No	Black	CC4030K17M***G	CC4031K17M***G
			#10/4, Black TPE, UL TC-ER, FT4	ø 0.600" [15.24mm]	Yes	No	Black	CC4030K25M***G	CC4031K25M***G
	Alternate	B	#10/4, Black TPE, UL TC-ER, FT4	ø 0.690" [17.53mm]	Yes	Yes (VFD)	Gray	CC4030K24M***	CC4031K24M***
			#10/4, Gray PVC, UL TC-ER/ST00W, FT4	ø 0.775" [19.69mm]	No	No	Black	CC4130A48M***	CC4131A48M***

Dimensional Information on Pg. 18

*** Length in Meters. (Examples: M005 = 0.5m, M010 = 1m, M050 = 5m, M100 = 10m)

† 316 Stainless Steel versions may be ordered by adding an 8 to the Engineering number. (Example: Engineering No. CC3030A48M***8 and CC4031K25M***G8)

Color Code and Pinout Rotation

		Face View Pinout Rotation			
		Single Keyway		Alternate Keyway	
		Female	Male	Female	Male
Color Code	Poles				
A	3	1 – Black	2 – Green/Yellow (Extended Pin on Male)	3 – White	
B	4	1 – Black	2 – Green/Yellow (Extended Pin on Male)	3 – Red	4 – White
C		1 – Black #1	2 – Green/Yellow (Extended Pin on Male)	3 – Black #3	4 – Black #2



CC4031A77M***



CC4030K17M***G



CC4031A48M***



CC3030K19M***E

BradPower D-Size (1 3/8" – M35)

Double-Ended Trunk Patchcords (Continued)

molex®

Specifications

MECHANICAL

Overmold Body: Oil-Resistant PVC
 Overmold Color: See Chart Below
 Insert: Black PVC
 Coupling Nut: Single Keyway – Clear
 Anodized Aluminum
 Alternative Keyway – Black
 Anodized Aluminum
 Optional – Hexagonal, Type 316
 Stainless Steel
 Cable: Outer – Oil-Resistant Materials used
 (See Chart Specifications Below)
 Inner – Stranded Copper Conductor Leads in PVC
 Minimum Bend Radius: 10x Cable Diameter

ELECTRICAL

Contact: Copper Alloy with Gold over Nickel Plating
 Current: 32A
 Voltage: 600V AC/DC

ENVIRONMENTAL

Enclosure Rating (Mated): IP67,
 IP69K (Stainless Steel),
 UL Type 4/12
 Operating Temperature: -20°C to +90°C
 RoHS: Compliant

CERTIFICATIONS

UL2237: UL Listed per UL 2237, E258922,
 Category PVVA for Industrial
 Machinery
 NFPA 79 – 2015: Meets NFPA 79 – 2015
 Standards for Industrial
 Machinery and Motor
 Branch Circuits



Ordering Information (Continued)

Female Straight and 90° to Male 90°*

Poles	Keyway	Color Rotation	Cable Specifications	Cable Outer Diameter	Continuous-Flex Rated	Shielded (Via Ground Pin)	Overmold Color	Female Straight to Male 90° Engineering No.	Female 90° to Male 90° Engineering No.
3	Single	A	#10/3, Gray PVC, UL TC-ER/STOOW, FT4	ø 0.700" [17.78mm]	No	No	Gray	CC3032A48M***	CC3033A48M***
			#10/3, Black TPE, UL TC-ER, FT4	ø 0.452" [11.48mm]	No	No	Red	CC3032K19M***E	CC3033K19M***E
	Alternate		#10/3, Gray PVC, UL TC-ER/STOOW, FT4	ø 0.700" [17.78mm]	No	No	Black	CC3132A48M***	CC3133A48M***
4	Single	B	#10/4, Gray PVC, UL TC-ER/STOOW, FT4	ø 0.775" [19.69mm]	No	No	Gray	CC4032A48M***	CC4033A48M***
			#10/4, Black PVC, UL TC-ER/STOOW, FT4	ø 0.775" [19.69mm]	No	No	Black	CC4032A57M***G	CC4033A57M***G
			#10/4, Gray PVC, UL TC-ER/STOOW, FT4	ø 0.780" [19.81mm]	Yes	No	Black	CC4032A70M***G	CC4033A70M***G
		C	#10/4, Black TPE, UL TC-ER, FT4	ø 0.680" [17.27mm]	No	Yes	Gray	CC4032A77M***	CC4033A77M***
			#10/4, Black TPE, UL TC-ER, FT4	ø 0.530" [13.46mm]	No	No	Black	CC4032K17M***G	CC4033K17M***G
			#10/4, Black TPE, UL TC-ER, FT4	ø 0.600" [15.24mm]	Yes	No	Black	CC4032K25M***G	CC4033K25M***G
	Alternate	B	#10/4, Black TPE, UL TC-ER, FT4	ø 0.690" [17.53mm]	Yes	Yes (VFD)	Gray	CC4032K24M***	CC4033K24M***
			#10/4, Gray PVC, UL TC-ER/STOOW, FT4	ø 0.775" [19.69mm]	No	No	Black	CC4132A48M***	CC4133A48M***

Dimensional Information on Pg. 18

*** Length in Meters. (Examples: M005 = 0.5m, M010 = 1m, M050 = 5m, M100 = 10m)

* 316 Stainless Steel versions may be ordered by adding an 8 to the Engineering number. (Example: Engineering No. CC3032A48M***8 and CC4033K25M***G8)

Color Code and Pinout Rotation

		Face View Pinout Rotation			
		Single Keyway		Alternate Keyway	
		Female	Male	Female	Male
Color Code	Poles				
		1 – Black 2 – Green/Yellow (Extended Pin on Male)		3 – White	
A	3				
B	4	1 – Black 2 – Green/Yellow (Extended Pin on Male)		3 – Red 4 – White	
C		1 – Black #1 2 – Green/Yellow (Extended Pin on Male)		3 – Black #3 4 – Black #2	



CC4032K24M***



CC4033A48M***



CC4133A48M***

BradPower D-Size (1 3/8" – M35)

Trunk Cordsets Accessories

molex®

Specifications

MECHANICAL

Material: Closure Caps – Clear Anodized Aluminum
Locking Clips – Black ABS

ENVIRONMENTAL

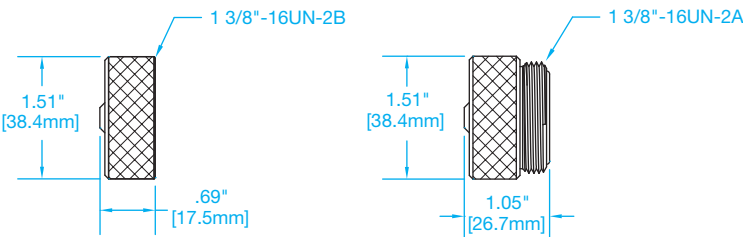
Operating Temperature: -20°C to +90°C
RoHS: Compliant



Ordering Information

Closure Caps

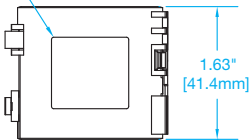
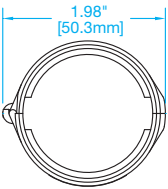
Size	Gender	Bead Chain	Closure Cap Threads	Engineering No.	Standard Order No.
D-Size (1 3/8" – M35)	Male (Mates with Female Connector)	No	External	55-0198	1300700018
	Female (Mates with Male Connector)	No	Internal	55-0298	1300700019



1300700018 (External Threads)
and 1300700019 (Internal Threads)

Locking Clips (For Both Straight and 90° Connections)

Size	Quantity Per Bag	Warning Label	Engineering No.	Standard Order No.
D-Size (1 3/8" – M35)	10		66200A-10	1300700020



1300700020

Dimensions in inches [millimeters]. Dimensions not to be used for manufacturing purposes and are subject to change.

BradPower D-Size (1 3/8" – M35)

Trunk Receptacle Configurator

molex[®]



1 Product Family

CR = BradPower D-Size (1 3/8" – M35) Receptacle

2 Number of Poles

3 = 3 Pole

4 = 4 Pole

3 Gender, Shell Mounting and Keyway*

000 = Female Straight Internally Threaded, 1/2" NPT Mounting Thread, Single-Keyway

C00 = Female Straight Internally Threaded, 3/4" NPT Mounting Thread, Single-Keyway

006 = Male Straight Externally Threaded, 1/2" NPT Mounting Thread, Single-Keyway

C06 = Male Straight Externally Threaded, 3/4" NPT Mounting Thread, Single-Keyway

100 = Female Straight Internally Threaded, 1/2" NPT Mounting Thread, Alternate-Keyway

D00 = Female Straight Internally Threaded, 3/4" NPT Mounting Thread, Alternate-Keyway

106 = Male Straight Externally Threaded, 1/2" NPT Mounting Thread, Alternate-Keyway

D06 = Male Straight Externally Threaded, 3/4" NPT Mounting Thread, Alternate-Keyway

**Unless otherwise noted, all Receptacles are front panel mount engineered and include mounting Gasket and Locknut*

4 Cable Type

A29 = 12 AWG PVC Flying Lead Wires

A30 = 10 AWG PVC Flying Lead Wires

A76 = 10 AWG PVC Flying Lead Wires (For use with TPE Cordsets and Patchcords)

5 Length*

M003 = 0.3 Meter

M005 = 0.5 Meter

M010 = 1 Meter

M020 = 2 Meter

M030 = 3 Meter

M050 = 5 Meter

**For reference only. Additional lengths available, contact Automation Solutions Technical Support at (800) 225-7724*

6 Shell Material

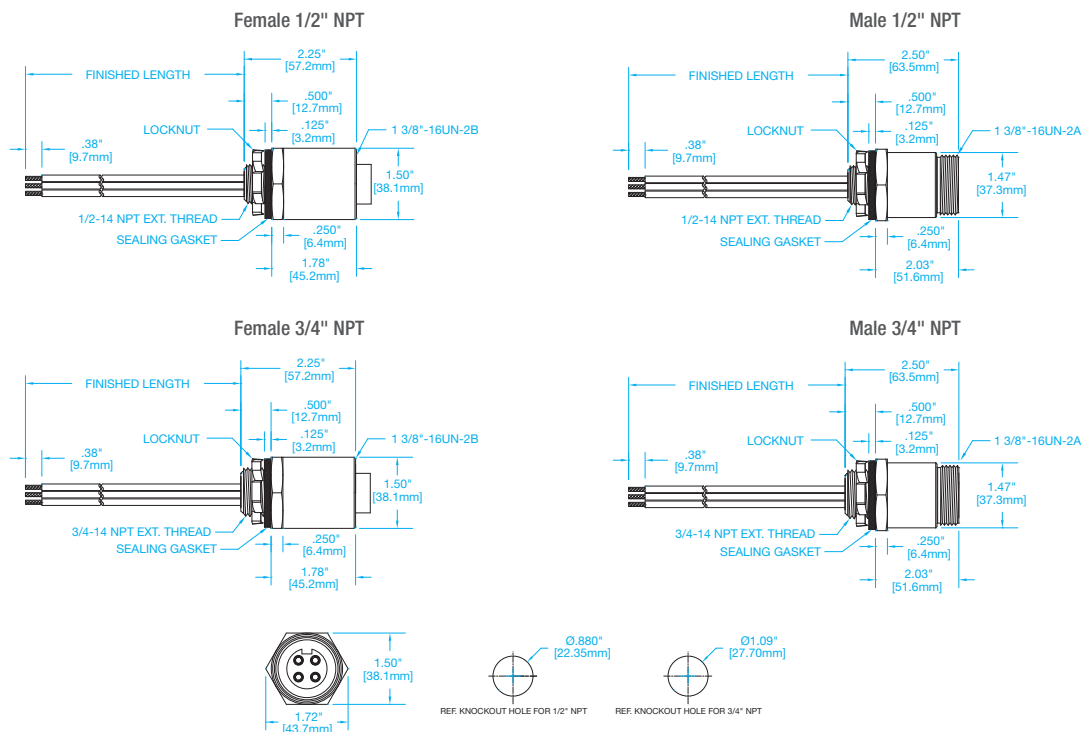
(Blank) = Standard Shell for Single-Keyway is Clear Anodized Aluminum

Standard Shell for Alternate-Keyway is Black Anodized Aluminum

8 = Hexagonal, Type 316 Stainless Steel

Configurators are for reference only. Additional configurations available. Contact Automation Solutions Technical Support at (800) 225-7724.

Dimensions in inches [millimeters]. Dimensions not to be used for manufacturing purposes and are subject to change.



BradPower D-Size (1 3/8" – M35)

Trunk Receptacles

molex®

Specifications

MECHANICAL

Contact: Copper Alloy with Gold over Nickel Plating
Wire Insulation: PVC
Insert: Black PVC
Receptacle Shell: Single Keyway – Clear
Anodized Aluminum
Alternative Keyway – Black
Anodized Aluminum
Optional –Hexagonal, Type 316
Stainless Steel
Gasket: Black Neoprene
Locknut: 1/2" NPT – Steel with Zinc Plate
3/4" NPT – Steel with Zinc Plate

ELECTRICAL

Contact: Copper Alloy with Gold over Nickel Plating
Current: 32A
Voltage: 600V AC/DC

ENVIRONMENTAL

Enclosure Rating (Mated): IP67,
IP69K (Stainless Steel),
UL Type 4/12
Operating Temperature: -20°C to +90°C
RoHS: Compliant

CERTIFICATIONS

UL2237: UL Listed per UL 2237, E258922,
Category PVWA for Industrial
Machinery
NFPA 79 – 2015: Meets NFPA 79 – 2015
Standards for Industrial
Machinery and Motor
Branch Circuits



Ordering Information

Receptacles†

Poles	Keyway	Color Rotation	Wire Size	Mounting Threads (Front Panel Mount)	Female Receptacle Engineering No.	Male Receptacle Engineering No.
3	Single	A	#10/3, PVC Leads	1/2" NPT	CR3000A30M***	CR3006A30M***
			#10/3, PVC Leads	3/4" NPT	CR3C00A30M***	CR3C06A30M***
	Alternate		#10/3, PVC Leads	1/2" NPT	CR3100A30M***	CR3106A30M***
			#10/3, PVC Leads	3/4" NPT	CR3D00A30M***	CR3D06A30M***
4	Single	B	#10/4, PVC Leads	1/2" NPT	CR4000A30M***	CR4006A30M***
			#10/4, PVC Leads	3/4" NPT	CR4C00A30M***	CR4C06A30M***
		C	#10/4, PVC Leads	1/2" NPT	CR4000A76M***	CR4006A76M***
			#10/4, PVC Leads	3/4" NPT	CR4C00A76M***	CR4C06A76M***
	Alternate	B	#10/4, PVC Leads	1/2" NPT	CR4100A30M***	CR4106A30M***
			#10/4, PVC Leads	3/4" NPT	CR4D00A30M***	CR4D06A30M***

Dimensional Information on Pg. 22

*** Length in Meters. Standard Lead Length is 0.5 Meters (Examples: M005 = 0.5m, M010 = 1m, M050 = 5m, M100 = 10m)

† 316 Stainless Steel versions may be ordered by adding an **8** to the Engineering number. (Example: Engineering No. CR3000A30M*****8** and CR4C06A30M*****8**)

Color Code and Pinout Rotation

		Face View Pinout Rotation			
		Single Keyway		Alternate Keyway	
		Female	Male	Female	Male
Color Code	Poles				
A	3	1 – Black	2 – Green/Yellow (Extended Pin on Male)	3 – White	
B	4	1 – Black	2 – Green/Yellow (Extended Pin on Male)	3 – Red	4 – White
C		1 – Black #1	2 – Green/Yellow (Extended Pin on Male)	3 – Black #3	4 – Black #2



CR4C00A76M***



CR4006A30M***



CR4100A30M***

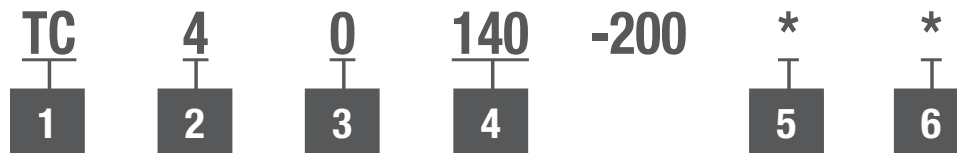


CR4D06A30M***

BradPower D-Size (1 3/8" – M35)

Trunk TEE Configurator (Solid Body)

molex[®]



1 Product Family

TC = BradPower D-Size (1 3/8" – M35) Trunk TEE

2 Number of Poles

3 = 3 Pole

4 = 4 Pole

3 Trunk Keyway

0 = Single-Keyway

1 = Alternate-Keyway

4 Drop Connection

For 3-Pole Trunk

130 = Female A-Size (7/8" – M22) with Single-Keyway

131 = Female A-Size (7/8" – M22) with Tri-Keyway

C30 = Female D-Size (1 3/8" – M35) with Single-Keyway

C31 = Female D-Size (1 3/8" – M35) with Alternate-Keyway

For 4-Pole Trunk

140 = Female A-Size (7/8" – M22) with Single-Keyway

141 = Female A-Size (7/8" – M22) with Tri-Keyway

C40 = Female D-Size (1 3/8" – M35) with Single-Keyway

C41 = Female D-Size (1 3/8" – M35) with Alternate-Keyway

5 Coupling Nut Material

(Blank) = Standard Nut for Single-Keyway D-Size (1 3/8" – M35) connection points are Clear Anodized Aluminum

Standard Nut for Alternate-Keyway D-Size (1 3/8" – M35) connection points are Black Anodized Aluminum

Standard Nut for A-Size (7/8" – M22) Drop connection point is Zinc Alloy with Black Epoxy Coating

8 = Hexagonal, Type 316 Stainless Steel

6 TEE Body Overmold Color

(Blank) = Molded Body color for Single-Keyway is Gray

Molded Body color for Alternate-Keyway is Black

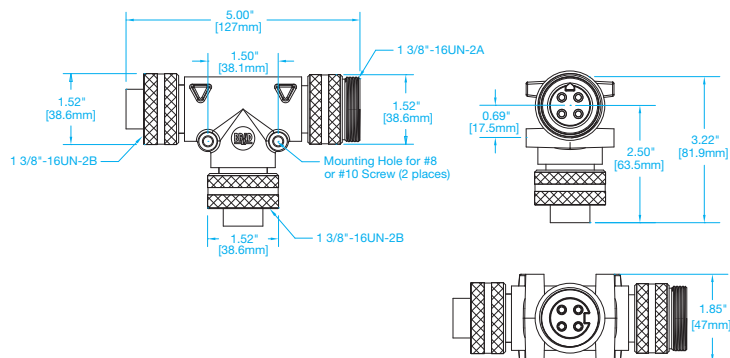
G = Black (for Single-Keyway only)

E = Red

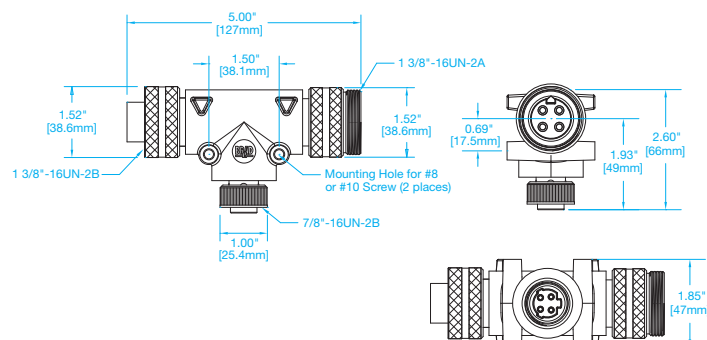
Configurators are for reference only. Additional configurations available.
Contact Automation Solutions Technical Support at (800) 225-7724.

Dimensions in inches [millimeters]. Dimensions not to be used for manufacturing purposes and are subject to change.

M35 Trunk TEE



M35 to M22 Reducing TEE



Wiring Schematic

A-Size (7/8 – M22) Drop		D-Size (1 3/8 – M35) Drop	
3 Pole	4 Pole	3 Pole	4 Pole
<p>D-SIZE (1 3/8" – M35) FEMALE</p> <p>D-SIZE (1 3/8" – M35) MALE</p> <p>PIN 1</p> <p>PIN 2</p> <p>PIN 3</p> <p>PIN 2 (EXT PIN/GND)</p> <p>PIN 3</p> <p>PIN 2</p> <p>PIN 1</p> <p>A-SIZE (7/8" – M22) FEMALE</p>	<p>D-SIZE (1 3/8" – M35) FEMALE</p> <p>D-SIZE (1 3/8" – M35) MALE</p> <p>PIN 1</p> <p>PIN 2</p> <p>PIN 3</p> <p>PIN 4</p> <p>PIN 1</p> <p>PIN 2 (EXT PIN/GND)</p> <p>PIN 3</p> <p>PIN 4</p> <p>PIN 4</p> <p>PIN 3</p> <p>PIN 2</p> <p>PIN 1</p> <p>A-SIZE (7/8" – M22) FEMALE</p>	<p>D-SIZE (1 3/8" – M35) FEMALE</p> <p>D-SIZE (1 3/8" – M35) MALE</p> <p>PIN 1</p> <p>PIN 2</p> <p>PIN 3</p> <p>PIN 2 (EXTENDED PIN/GND)</p> <p>PIN 3</p> <p>PIN 3</p> <p>PIN 2</p> <p>PIN 1</p> <p>D-SIZE (1 3/8" – M35) FEMALE</p>	<p>D-SIZE (1 3/8" – M35) FEMALE</p> <p>D-SIZE (1 3/8" – M35) MALE</p> <p>PIN 1</p> <p>PIN 2</p> <p>PIN 3</p> <p>PIN 4</p> <p>PIN 1</p> <p>PIN 2 (EXTENDED PIN/GND)</p> <p>PIN 3</p> <p>PIN 4</p> <p>PIN 4</p> <p>PIN 3</p> <p>PIN 2</p> <p>PIN 1</p> <p>D-SIZE (1 3/8" – M35) FEMALE</p>

BradPower D-Size (1 3/8" – M35)

TEEs (Solid Body)

molex®

Specifications

MECHANICAL

TEE Overmold Body: Oil-Resistant PVC
 TEE Overmold Color: See Chart Below
 Insert: Black PVC
 Coupling Nut: Single Keyway – Clear
 Anodized Aluminum
 Alternative Keyway – Black
 Anodized Aluminum
 Optional – Hexagonal, Type 316
 Stainless Steel

ELECTRICAL

Contact: Copper Alloy with Gold over Nickel Plating
 Voltage: 600V AC/DC
 Max Input Current: 32A
 Max Drop Current:
 D-Size (1 3/8" – M35): 32A
 A-Size (7/8" – M22): 15A

ENVIRONMENTAL

Enclosure Rating (Mated): IP67,
 IP69K (Stainless Steel),
 UL Type 4/12
 Operating Temperature: -20°C to +90°C
 RoHS: Compliant

CERTIFICATIONS

UL2237: UL Listed per UL 2237, E258922,
 Category PVA for Industrial
 Machinery
 NFPA 79 – 2015: Meets NFPA 79 – 2015
 Standards for Industrial
 Machinery and Motor
 Branch Circuits



Ordering Information

Trunk TEEs (D-Size to D-Size)*

Poles	Trunk Keyway	Overmold Color	Drop Connection	Drop Keyway	Engineering No.	Standard Order No.
3	Single	Gray	Female D-Size (1 3/8" – M35)	Single	TC30C30-200	1300680045
		Red	Female D-Size (1 3/8" – M35)	Single	TC30C30-200E	1300680104
	Alternate	Black	Female D-Size (1 3/8" – M35)	Alternate	TC31C31-200	1300680055
4	Single	Gray	Female D-Size (1 3/8" – M35)	Single	TC40C40-200	1300680079
		Black	Female D-Size (1 3/8" – M35)	Single	TC40C40-200G	1300680099
	Alternate	Black	Female D-Size (1 3/8" – M35)	Alternate	TC41C41-200	1300680086

Reducing TEEs (D-Size to A-Size)*

Poles	Trunk Keyway	Overmold Color	Drop Connection	Drop Keyway	Engineering No.	Standard Order No.
3	Single	Gray	Female A-Size (7/8" – M22)	Single	TC30130-200	1300680034
		Red	Female A-Size (7/8" – M22)	Single	TC30130-200E	1300680105
	Alternate	Black	Female A-Size (7/8" – M22)	Single	TC31130-200	1300680051
4	Single	Gray	Female A-Size (7/8" – M22)	Single	TC40140-200	1300680069
		Black	Female A-Size (7/8" – M22)	Single	TC40140-200G	1300680106
	Alternate	Black	Female A-Size (7/8" – M22)	Single	TC41140-200	1300680082
	Single	Black	Female A-Size (7/8" – M22)	Tri-Key	TC40141-200G	1300680094

Dimensional Information on Pg. 24

* 316 Stainless Steel versions may be ordered by adding an 8 to the Engineering number. (Example: Engineering No. TC30130-2008 and TC40C40-200G8)

TEE Pinout Rotation

A-Size (7/8 – M22) Face View		D-Size (1 3/8 – M35) Face View			
Single Keyway	Tri-Keyway	Single Keyway		Alternate Keyway	
Female		Female	Male	Female	Male



TC40C40-200



TC41C41-200



TC40140-200



TC40141-200G

BradPower D-Size (1 3/8" – M35)

Trunk TEE with Cable Drop Configurator

molex[®]



1 Product Family

TC = BradPower D-Size (1 3/8" – M35) Trunk Tee with Cable Drop

2 Number of Poles

3 = 3 Pole

4 = 4 Pole

3 Trunk Keyway

0 = Single-Keyway

1 = Alternate-Keyway

4 Drop Connection

000 = No Connection, Cable Only

200 = Female Straight A-Size (7/8" – M22) with Single-Keyway

201 = Female 90° A-Size (7/8" – M22) with Single-Keyway

300 = Female Straight A-Size (7/8" – M22) with Tri-Keyway

301 = Female 90° A-Size (7/8" – M22) with Tri-Keyway

400 = Female Straight D-Size (1 3/8" – M35) with Single-Keyway

401 = Female 90° D-Size (1 3/8" – M35) with Single-Keyway

500 = Female Straight D-Size (1 3/8" – M35) with Alternate-Keyway

501 = Female 90° D-Size (1 3/8" – M35) with Alternate-Keyway

5 Cable Type

A45 = 16 AWG Gray PVC, UL Type TC-ER/STOOW (3 Pole and 4 Pole)

A46 = 14 AWG Gray PVC, UL Type TC-ER/STOOW (3 Pole and 4 Pole)

A56 = 14 AWG Black PVC, UL Type TC-ER/STOOW (4 Pole Only)

A79 = 14 AWG Gray PVC, UL Type TC-ER/STOOW Continuous-Flex (4 Pole Only)

K20 = 14 AWG Black TPE, UL Type TC-ER (3 Pole Only)

K21 = 14 AWG Black TPE, UL Type TC-ER (4 Pole Only)

K27 = 14 AWG Black TPE, UL Type TC-ER Continuous-Flex (4 Pole Only)

A47 = 12 AWG Gray PVC, UL Type TC-ER/STOOW (3 Pole and 4 Pole)

A48 = 10 AWG Gray PVC, UL Type TC-ER/STOOW (3 Pole and 4 Pole)

A57 = 10 AWG Black PVC, UL Type TC-ER/STOOW (4 Pole Only)

A70 = 10 AWG Gray PVC, UL Type TC-ER/STOOW Continuous-Flex (4 Pole)

K17 = 10 AWG Black TPE, UL Type TC-ER (4 Pole Only)

K19 = 10 AWG Black TPE, UL Type TC-ER (3 Pole Only)

K25 = 10 AWG Black TPE, UL Type TC-ER, Continuous-Flex (4 Pole Only)

6 Length*

M005 = 0.5 Meter

M010 = 1 Meter

M020 = 2 Meter

M025 = 2.5 Meter

M050 = 5 Meter

M100 = 10 Meter

M200 = 20 Meter

M250 = 25 Meter

*For reference only. Additional lengths available, contact Automation Solutions

Technical Support at (800) 225-7724

7 Coupling Nut Material

(Blank) = Standard Nut for D-Size (1 3/8" – M35) connection points are Clear Anodized Aluminum (Diamond Knurled)

Standard Nut for A-Size (7/8" – M22) Drop connection point is Zinc Alloy with Black Epoxy Coating (Straight Knurled)

8 = Hexagonal, Type 316 Stainless Steel

8 TEE Body Overmold Color

(Blank) = Molded body color for Single-Keyway is Gray

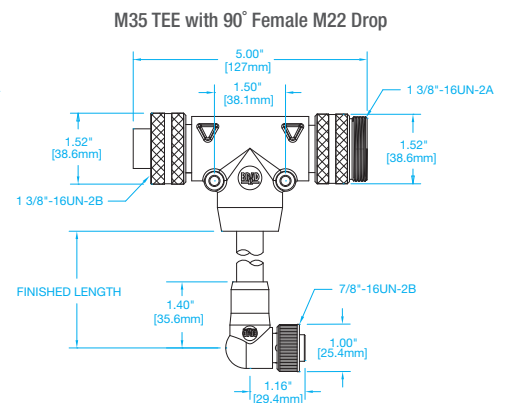
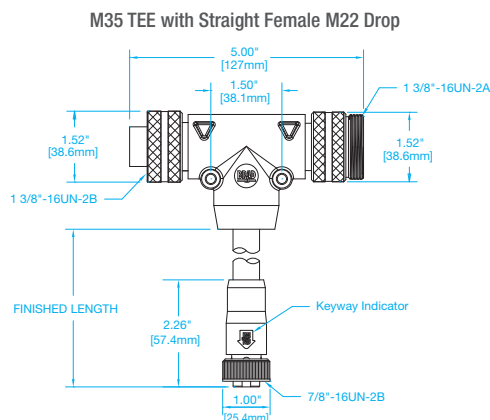
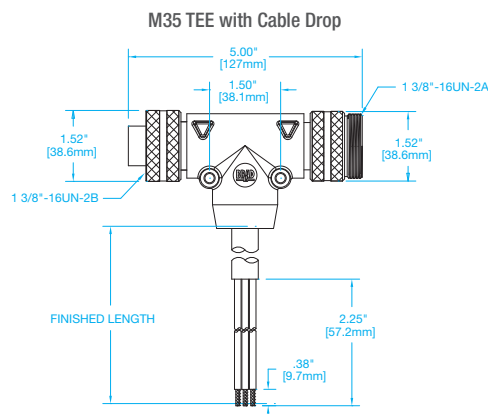
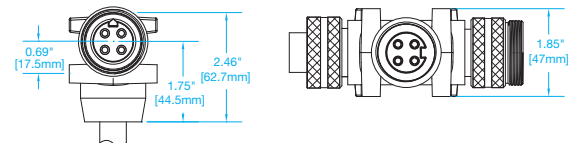
Molded body color for Alternate-Keyway is Black

G = Black (for Single-Keyway Trunk only)

E = Red (for Single-Keyway 3 Pole w/ K19 or K20 cable only)

Configurators are for reference only. Additional configurations available.

Contact Automation Solutions Technical Support at (800) 225-7724.



BradPower D-Size (1 3/8" – M35)

Trunk TEE with Cable Drop

molex

Specifications

MECHANICAL

TEE Overmold Body: Oil-Resistant PVC
 TEE Overmold Color: See Chart Below
 Insert: Black PVC
 Coupling Nut: Single Keyway – Clear
 Anodized Aluminum
 Alternative Keyway – Black
 Anodized Aluminum
 Optional – Hexagonal, Type 316
 Stainless Steel
 Cable: Outer – Oil-Resistant Materials used (See Chart Below)
 Inner – Stranded Copper Conductor Leads in PVC
 Minimum Bend Radius: 10x Cable Diameter

ELECTRICAL

Contact: Copper Alloy with Gold over Nickel Plating
 Voltage: 600V AC/DC
 Max Input Current: 32A
 Max Drop Current: 15A

ENVIRONMENTAL

Enclosure Rating (Mated): IP67,
 IP69K (Stainless Steel),
 UL Type 4/12
 Operating Temperature: -20°C to +90°C
 RoHS: Compliant

CERTIFICATIONS

UL2237: UL Listed per UL 2237, E258922,
 Category PVWA for Industrial
 Machinery
 NFPA 79 – 2015: Meets NFPA 79 – 2015
 standards for Industrial
 Machinery and Motor
 Branch Circuits



Ordering Information

Trunk TEE with Drop Cable (D-Size to Cable Drop)*


Poles	Color Rotation	Trunk Keyway	Overmold Color	Drop Cable	Cable Outer Diameter	Engineering No.
3	A	Single	Gray	#14/3 Gray PVC UL TC-ER/ST00W FT4	ø 0.500" [12.70mm]	TC30000A46M***
		Alternate	Gray	#14/3 Gray PVC UL TC-ER/ST00W FT4	ø 0.500" [12.70mm]	TC31000A46M***
		Single	Red	#14/3 Black TPE UL TC-ER FT4	ø 0.340" [8.64mm]	TC30000K20M***E
4	B	Single	Gray	#14/4 Gray PVC UL TC-ER/ST00W FT4	ø 0.585" [14.86mm]	TC40000A46M***

Dimensional Information on Pg. 26

*** Length in Meters. (Examples: M005 = 0.5m, M010 = 1m, M050 = 5m, M100 = 10m)

* 316 Stainless Steel versions may be ordered by adding an 8 to the Engineering number. (Example: Engineering No. TC30000A46M***8 and TC30000K20M***E8)

Wiring Schematic



TEE Pinout Rotation

D-Size (1 3/8 – M35) Face View			
Single Keyway		Alternate Keyway	
Female	Male	Female	Male



TC40000A46M***



TC40000A56M***G

BradPower D-Size (1 3/8" – M35)

Trunk TEE with Cable Drop

molex[®]

Specifications

MECHANICAL

TEE Overmold Body: Oil-Resistant PVC
 TEE Overmold Color: See Chart Below
 Insert: Black PVC
 Coupling Nut: Single Keyway – Clear
 Anodized Aluminum
 Alternative Keyway – Black
 Anodized Aluminum
 Optional – Hexagonal, Type 316
 Stainless Steel
 Cable: Outer – Oil-Resistant Materials used (See Chart Below)
 Inner – Stranded Copper Conductor Leads in PVC
 Minimum Bend Radius: 10x Cable Diameter

ELECTRICAL

Contact: Copper Alloy with Gold over Nickel Plating
 Voltage: 600V AC/DC
 Max Input Current: 32A
 Max Drop Current:
 D-Size (1 3/8" – M35): 32A
 A-Size (7/8" – M22): 15A

ENVIRONMENTAL

Enclosure Rating (Mated): IP67,
 IP69K (Stainless Steel),
 UL Type 4/12
 Operating Temperature: -20°C to +90°C
 RoHS: Compliant

CERTIFICATIONS

UL2237: UL Listed per UL 2237, E258922,
 Category PVVA for Industrial
 Machinery
 NFPA 79 – 2015: Meets NFPA 79-2015
 Standards for Industrial
 Machinery and Motor
 Branch Circuits



Ordering Information

Reducing TEEs (D-Size to A-Size)[†]

Poles	Trunk Keyway	Overmold Color	Drop Cable	Cable Outer Diameter	Drop Connection	Drop Keyway	Engineering No.
3	Single	Gray	#14/3 Gray PVC UL TC-ER/STOOW FT4	ø 0.500" [12.70mm]	Straight Female A-Size (7/8" – M22)	Single	TC30200A46M***
		Red	#14/3 Black TPE UL TC-ER FT4	ø 0.340" [8.64mm]	Straight Female A-Size (7/8" – M22)	Single	TC30200K20M***E
			#14/3 Black TPE UL TC-ER FT4	ø 0.340" [8.64mm]	90° Female A-Size (7/8" – M22)	Single	TC30201K20M***E
4	Single	Gray	#14/4 Gray PVC UL TC-ER/STOOW FT4	ø 0.585" [14.86mm]	Straight Female A-Size (7/8" – M22)	Single	TC40200A46M***
		Black	#14/4 Black PVC UL TC-ER/STOOW FT4	ø 0.585" [14.86mm]	Straight Female A-Size (7/8" – M22)	Tri-Key	TC40300A56M***G
			#14/4 Black PVC UL TC-ER/STOOW FT4	ø 0.585" [14.86mm]	90° Female A-Size (7/8" – M22)	Tri-Key	TC40301A56M***G
			#14/4 Gray PVC UL TC-ER/STOOW FT4	ø 0.596" [15.14mm]	Straight Female A-Size (7/8" – M22)	Tri-Key	TC40300A79M***G
			#14/4 Gray PVC UL TC-ER/STOOW FT4	ø 0.596" [15.14mm]	90° Female A-Size (7/8" – M22)	Tri-Key	TC40301A79M***G
			#14/4 Black TPE UL TC-ER FT4	ø 0.373" [9.47mm]	Straight Female A-Size (7/8" – M22)	Tri-Key	TC40300K21M***G
			#14/4 Black TPE UL TC-ER FT4	ø 0.373" [9.47mm]	90° Female A-Size (7/8" – M22)	Tri-Key	TC40301K21M***G
			#14/4 Black TPE High-Flex UL TC-ER FT4	ø 0.400" [10.16mm]	Straight Female A-Size (7/8" – M22)	Tri-Key	TC40300K27M***G
			#14/4 Black TPE High-Flex UL TC-ER FT4	ø 0.400" [10.16mm]	90° Female A-Size (7/8" – M22)	Tri-Key	TC40301K27M***G

Dimensional Information on Pg. 26

*** Length in Meters. (Examples: M005 = 0.5m, M010 = 1m, M050 = 5m, M100 = 10m)

[†] 316 Stainless Steel versions may be ordered by adding an 8 to the Engineering number.
 (Example: Engineering No. TC30200A46M***8 and TC40301A79M***G8)

TEE Pinout Rotation

A-Size (7/8" – M22) Face View		D-Size (1 3/8" – M35) Face View			
Single Keyway	Tri-Keyway	Single Keyway		Alternate Keyway	
Female		Female	Male	Female	Male

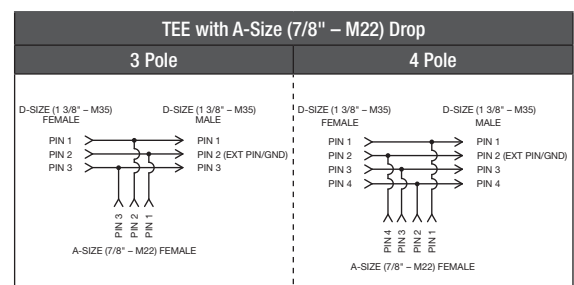


TC40200A46M***



TC40300A56M***G

Wiring Schematic



BradPower D-Size (1 3/8" – M35)

Closure Caps and Locking Clips

molex®

Specifications

MECHANICAL

Material: D-Size (1 3/8" – M35) Closure Caps: Clear Anodized Aluminum
 A-Size (7/8" – M22) Closure Caps (External Thread): Black Epoxy-Coated Zinc
 A-Size (7/8" – M22) Closure Caps (Internal Thread): Clear Anodized Aluminum
 Bead Chain: Nickel-Plated Steel
 Locking Clips: Black ABS

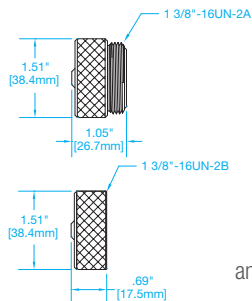
ENVIRONMENTAL

Operating Temperature: -20°C to +90°C

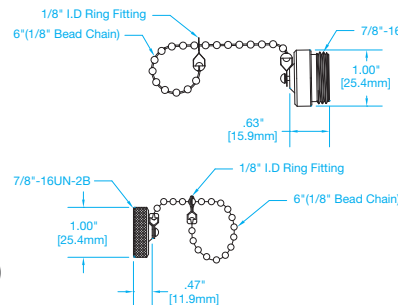
Ordering Information

Closure Caps

Size	Gender	Bead Chain	Closure Cap Threads	Engineering No.	Standard Order No.
D-Size (1 3/8" – M35)	Male (Mates with Female Connector)	No	External	55-0198	1300700018
	Female (Mates with Male Connector)	No	Internal	55-0298	1300700019
A-Size (7/8" – M22)	Male (Mates with Female Connector)	Yes	External	65-0085	1302011109
	Female (Mates with Male Connector)	Yes	Internal	65-0086	1302011111



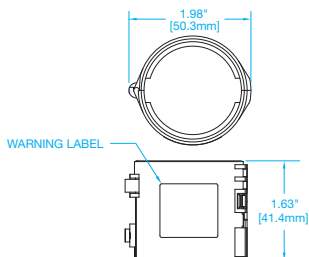
1300700018 (External Threads)
and 1300700019 (Internal Threads)



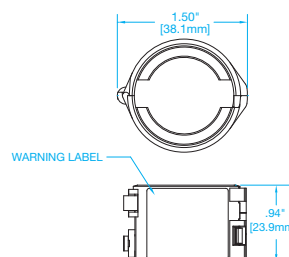
1302011109 (External Threads)
and 1302011111 (Internal Threads)

Locking Clips (For Both Straight and 90° Connections)

Size	Quantity Per Bag	Warning Label	Engineering No.	Standard Order No.
D-Size (1 3/8" – M35)	10		66200A-10	1300700020
A-Size (7/8" – M22)	10		11400A-10	1300700012

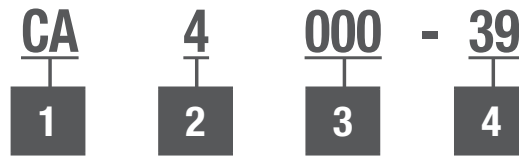


1300700020



1300700012

Dimensions in inches [millimeters]. Dimensions not to be used for manufacturing purposes and are subject to change.



1 Product Family

1A = BradPower A-Size (7/8" – M22) Field Attachable

CA = BradPower D-Size (1 3/8" – M35) Field Attachable

2 Number of Poles

3 = 3 Pole

4 = 4 Pole

3 Connector Head Gender & Orientation*

000 = Female Straight, Single-Keyway

006 = Male Straight, Single-Keyway

100 = Female Straight, Tri-Keyway (For A-Size (7/8" – M22) Only)

106 = Male Straight, Tri-Keyway (For A-Size (7/8" – M22) Only)

**Unless otherwise noted, female ends will have internal threads and male ends will have external threads*

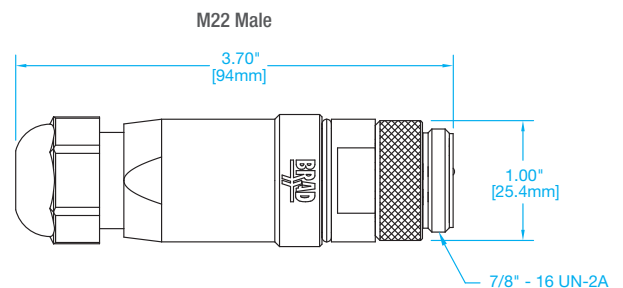
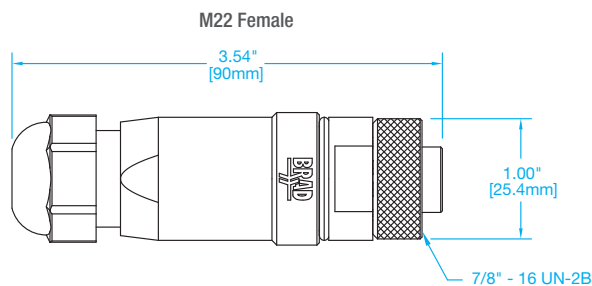
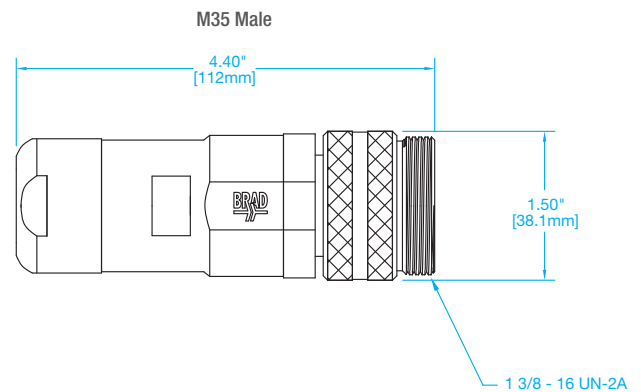
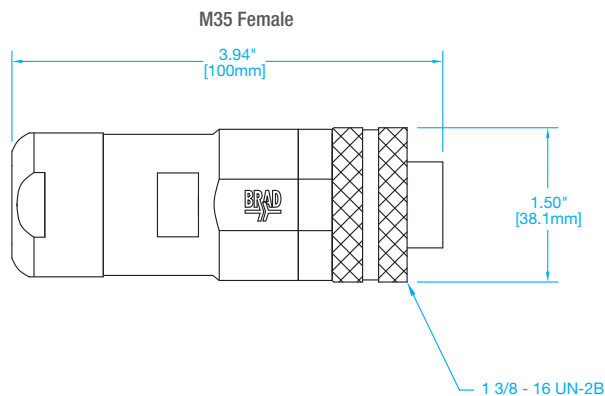
4 Suffix

34PWR = Use only with "1A" Prefix for A-Size (7/8" – M22)

39 = Use only with "CA" Prefix for D-Size (1 3/8" – M35)

Configurators are for reference only. Additional configurations available.
Contact Automation Solutions Technical Support at (800) 225-7724.

Dimensions in inches [millimeters]. Dimensions not to be used for manufacturing purposes and are subject to change.



Specifications

MECHANICAL

Body: Black Polyamide PA6
Coupling Nut: D-Size (1 3/8" – M35) – Clear
Anodized Aluminum
A-Size (7/8" – M22) – Nickel-Plated Brass
Cable O.D Range: D-Size (1 3/8" – M35) = 0.43" to 0.82" (11mm - 21mm)
A-Size (7/8" – M22) = 0.20" to 0.48" (5mm - 12mm)
Wire Gauge Range: D-Size (1 3/8" – M35) – 8AWG to 14 AWG (2.5mm² to 10mm²)
A-Size (7/8" – M22) – 14AWG to 18 AWG (2.5mm² to 0.75mm²)

ELECTRICAL

Contact: Copper Alloy with Gold over Nickel Plating
Voltage: 600V AC/DC
Current:
D-Size (1 3/8" – M35): 32A
A-Size (7/8" – M22): 15A

ENVIRONMENTAL

Temperature: -20°C to +90°C
Protection: IEC IP67

CERTIFICATIONS

UL2237: UL Listed per UL 2237, E258922, Category PVA for Industrial Machinery
UL and cUL Listed: E258922 (A-Size (7/8" – M22) only)
NFPA 79 – 2015: Meets NFPA 79 – 2015 Standards for Industrial Machinery and Motor Branch Circuits



Ordering Information

D-Size (1 3/8" – M35)

Poles	Keyway	Orientation	Female		Male	
			Engineering No.	Standard Order No.	Engineering No.	Standard Order No.
3	Single	Straight	CA3000-39	1300700021	CA3006-39	1300700022
4			CA4000-39	1300700023	CA4006-39	1300700024

A-Size (7/8" – M22)

Poles	Keyway	Orientation	Female		Male	
			Engineering No.	Standard Order No.	Engineering No.	Standard Order No.
3	Single	Straight	1A3000-34PWR	1300170055	1A3006-34PWR	1300170056
	Tri-Key		1A3100-34PWR	1300170063	1A3106-34PWR	1300170062
4	Single		1A4000-34PWR	1300170057	1A4006-34PWR	1300170058
	Tri-Key		1A4100-34PWR	1300170065	1A4106-34PWR	1300170064

[Dimensional Information on Pg. 30](#)

Pinout Rotation

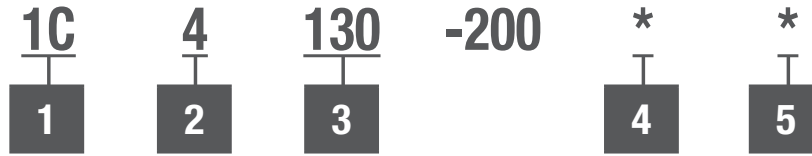
A-Size (7/8 – M22) Face View		D-Size (1 3/8 – M35) Face View			
Single Keyway	Tri-Keyway	Single Keyway		Alternate Keyway	
Female		Female	Male	Female	Male



BradPower D-Size (1 3/8" – M35)

Reducers

molex[®]



1 Product Family

1C = BradPower D-Size (1 3/8" – M35) to A-Size (7/8 – M22)

2 Number of Poles

3 = 3 Pole

4 = 4 Pole

3 Connector Head Gender & Orientation*

030 = Male Straight Single-Keyway D-Size (1 3/8" – M35) to Female Straight Single-Keyway A-Size (7/8" – M22)

031 = Male Straight Single-Keyway D-Size (1 3/8" – M35) to Female Straight Tri-Keyway A-Size (7/8" – M22)

130 = Male Straight Alternate-Keyway D-Size (1 3/8" – M35) to Female Straight Single-Keyway A-Size (7/8" – M22)

131 = Male Straight Alternate-Keyway D-Size (1 3/8" – M35) to Female Straight Tri-Keyway A-Size (7/8" – M22)

**Unless otherwise noted, female ends will have internal threads and male ends will have external threads*

4 Coupling Nut Material

(Blank) = Standard Nut for Single-Keyway D-Size (1 3/8" – M35) connection points are Clear Anodized Aluminum

Standard Nut for Alternate-Keyway D-Size (1 3/8" – M35) connection points are Black Anodized Aluminum

Standard Nut for A-Size (7/8" – M22) Drop connection point is Zinc Alloy with Black Epoxy Coating

8 = Hexagonal, Type 316 Stainless Steel

5 Reducer Body Overmold Color

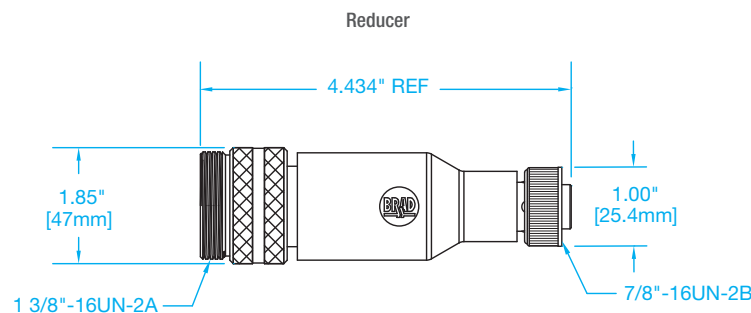
(Blank) = Molded Body color for D-Size (1 3/8" – M35) with Single-Keyway is Gray
Molded Body color for D-Size (1 3/8" – M35) with Alternate-Keyway is Black

G = Black (for Single-Keyway only)

E = Red

**Configurators are for reference only. Additional configurations available.
Contact Automation Solutions Technical Support at (800) 225-7724.**

Dimensions in inches [millimeters]. Dimensions not to be used for manufacturing purposes and are subject to change.



Specifications

MECHANICAL

Body: PVC
Coupling Nut: D-Size (1 3/8" – M35) – Clear
Anodized Aluminum
A-Size (7/8" – M22) – Black Epoxy-Coated Zinc
Optional – Hexagonal, Type 316 Stainless Steel

ELECTRICAL

Contact: Copper Alloy with Gold over Nickel Plating
Voltage: 600V AC/DC
Current: 15A

ENVIRONMENTAL

Temperature: -20°C to +90°C
Protection: IEC IP67

CERTIFICATIONS

UL2237: UL Listed per UL 2237, E258922,
Category PVVA for Industrial
Machinery
NFPA 79 – 2015: Meets NFPA 79 – 2015
standards for Industrial
Machinery and Motor
Branch Circuits



Ordering Information

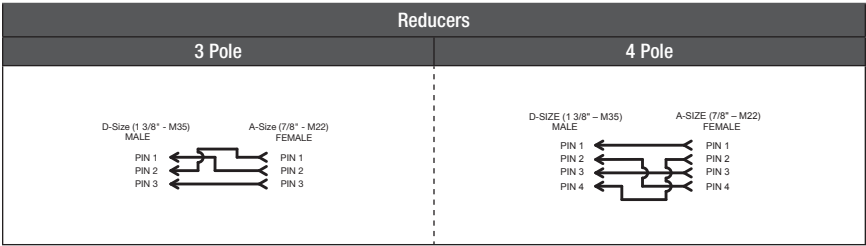
Reducers[†]

Poles	Trunk Keyway	Overmold Color	Reducing Connector	Reducing Keyway	Engineering No.	Standard Order No.
3	Single	Gray	Female A-Size (7/8" – M22)	Single	1C3030-001	1300680015
	Alternate	Black			1C3130-001	1300680017
4	Single	Gray			1C4030-001	1300680019
	Alternate	Black			1C4130-001	1300680022

Dimensional Information on Pg. 32

[†] 316 Stainless Steel versions may be ordered by adding an **8** to the Engineering number. (Example: Engineering No. 1C4130-0018 and 1C3030-0018)

Wiring Schematic



Pinout Rotation

Poles	D-Size (1 3/8 – M35) Face View		A-Size (7/8 – M22) Face View	
	Male		Female	
	Single Keyway	Alternate Keyway	Single Keyway	Tri-Keyway
3				
4				



1C3030-001
(1300680015)



1C4130-001
(1300680022)



1C4130-001
(1300680022)

Trunk Cables

Cable Code	Cable Material	AWG	Conductors	O.D.	Conductor Stranding	Conductor Insulation	Color Rotation	Ratings	Continuous-Flex Rated	Shielded	Standard Order No.	MLQ
A47	Gray PVC	#12 (3.31mm ²)	3	.625"	65/30 BC	PVC	BK, WH, GN/YE	UL TC-ER/STOOW, FT4, 600V, -20°C to 90°C Dry, 75°C Wet Tray Cable, 105°C STOOW	No	No	1302090035	500 FT
		#12 (3.31mm ²)	4	.482"	65/30 BC	PVC	BK, WH, RD, GN/YE	UL TC-ER/STOOW, FT4, 600V, -20°C to 90°C Dry, 75°C Wet Tray Cable, 105°C STOOW	No	No	1302100036	500 FT
A48	Gray PVC	#10 (5.26mm ²)	3	.700"	105/30 BC	PVC	BK, WH, GN/YE	UL TC-ER/STOOW, FT4, 600V, -20°C to 90°C Dry, 75°C Wet Tray Cable, 105°C STOOW	No	No	1302090032	500 FT
		#10 (5.26mm ²)	4	.775"	105/30 BC	PVC	BK, WH, RD, GN/YE	UL TC-ER/STOOW, FT4, 600V, -20°C to 90°C Dry, 75°C Wet Tray Cable, 105°C STOOW	No	No	1302100031	500 FT
A57	Black PVC	#10 (5.26mm ²)	4	.775"	105/30 BC	PVC	BK, WH, RD, GN/YE	UL TC-ER/STOOW, FT4, 600V, -20°C to 90°C Dry, 75°C Wet Tray Cable, 105°C STOOW	No	No	1302100032	500 FT
A70	Gray PVC	#10 (5.26mm ²)	4	.671"	105/30 BC	PVC	BK, WH, RD, GN	UL TC-ER/STOOW, FT4, 600V, -20°C to 90°C Dry, 75°C Wet Tray Cable, 105°C STOOW	Yes	No	1302100034	500 FT
A77	Black TPE	#10 (5.26mm ²)	4	.680"	104/30 BC	XLPE	BK 1, BK 2, BK 3, GN/YE (Shield)	Shielded UL TC-ER, FT4, 600V, -20°C to 90°C Dry, 90°C Wet Tray Cable	No	Yes	1302100152	500 FT
K09	Yellow TPE	#12 (4.00mm ²)	4	.656"	165/34 BC	XLPE	BK 1, BK 2, BK 3, GN/YE	UL TC-ER, FT4, 600V, -40°C to 90°C	Yes	Yes	1302100181	500 FT
K17	Black TPE	#10 (5.26mm ²)	4	.530"	104/30 BC	PVC/Nylon	BK 1, BK 2, BK 3, GN/YE	UL TC-ER, FT4, 600V, -20°C to 90°C Dry, 75°C Wet Tray Cable	No	No	1302100148	500 FT
K19	Black TPE	#10 (5.26mm ²)	3	.452"	104/30 BC	PVC/Nylon	BK, WH, GN/YE	UL TC-ER, FT4, 600V, -20°C to 90°C Dry, 75°C Wet Tray Cable	No	No	1302090160	500 FT
K24	Black TPE	#10 (6.00mm ²)	4	.690"	Class M Proprietary Blend	Proprietary Blend	BK 1, BK 2, BK 3, GN/YE (Shield)	Shielded UL TC-ER, FT4, 600V, -20°C to 75°C Dry, 90°C Wet Tray Cable	Yes	Yes	1302100173	500 FT
K25	Black TPE	#10 (6.00mm ²)	4	.600"	Class M Proprietary Blend	PVC/Nylon	BK 1, BK 2, BK 3, GN/YE	UL TC-ER, FT4, 600V, -20°C to 90°C Dry, 90°C Wet Tray Cable	Yes	No	1302100176	500 FT
K26	Black TPE	#12 (4.00mm ²)	4	.656"	Class M Proprietary Blend	XLPE	BK 1, BK 2, BK 3, GN/YE	Shielded UL TC-ER, FT4, 600V, -20°C to 90°C Wet or Dry Tray Cable	No	Yes	1302100163	500 FT

Drop Cables

Cable Code	Cable Material	AWG	Conductors	O.D.	Conductor Stranding	Conductor Insulation	Color Rotation	Ratings	Continuous-Flex Rated	Shielded	Standard Order No.	MLQ
A45	Gray PVC	#16 (1.31mm ²)	3	.456"	65/34 BC	PVC	BK, WH, GN/YE	UL TC-ER/STOOW, FT2, 600V, -20°C to 90°C Dry, 75°C Wet Tray Cable, 105°C STOOW	No	No	1302090041	500 FT
		#16 (1.31mm ²)	4	.430"	65/34 BC	PVC/Nylon	BK, WH, RD, GN/YE	UL TC-ER/STOOW, FT4, 600V, -20°C to 90°C Dry, 75°C Wet Tray Cable, 105°C STOOW	No	No	1302100041	500 FT
A46	Gray PVC	#14 (2.08mm ²)	3	.555"	105/34 BC	PVC	BK, WH, GN/YE	UL TC-ER/STOOW, FT2, 600V, -20°C to 90°C Dry, 75°C Wet Tray Cable, 105°C STOOW	No	No	1302090038	500 FT
		#14 (2.08mm ²)	4	.585"	105/34 BC	PVC	BK, WH, RD, GN/YE	UL TC-ER/STOOW, FT4, 600V, -20°C to 90°C Dry, 75°C Wet Tray Cable, 105°C STOOW	No	No	1302100039	500 FT
A56	Black PVC	#14 (2.08mm ²)	4	.585"	105/34 BC	PVC	BK, WH, RD, GN/YE	UL TC-ER/STOOW, FT4, 600V, -20°C to 90°C Dry, 75°C Wet Tray Cable, 105°C STOOW	No	No	1302100160	500 FT
A79	Gray PVC	#14 (2.08mm ²)	4	.596"	105/34 BC	PVC	BK, WH, RD, GN/YE	UL TC-ER/STOOW, FT2, 600V, -20°C to 90°C Dry, 75°C Wet Tray Cable, 105°C STOOW	Yes	No	1302100132	500 FT
K20	Black TPE	#14 (2.08mm ²)	3	.340"	41/30 Blend	PVC/Nylon	BK, WH, GN/YE	UL TC-ER, FT4, 600V, -20°C to 90°C Dry, 75°C Wet Tray Cable	No	No	1302090161	500 FT
K21	Black TPE	#14 (2.08mm ²)	4	.373"	41/30 Blend	PVC/Nylon	BK 1, BK 2, BK 3, GN/YE	UL TC-ER, FT4, 600V, -20°C to 90°C Dry, 75°C Wet Tray Cable	No	No	1302100156	500 FT
K27	Black TPE	#14 (2.08mm ²)	4	.400"	105/34 BC	PVC/Nylon	BK 1, BK 2, BK 3, GN/YE	UL TC-ER, FT4, 600V, -20°C to 90°C Dry, 75°C Wet Tray Cable	Yes	No	1302100177	500 FT



The BradPower A-Size (7/8" – M22) and C-Size (1 1/8" – M29) Modular Power Solution allows the deployment of a flexible, scalable drop wiring topology consisting of Cordsets, Patchcords, Receptacles, Tees, Reducers and Accessories. The system, when combined with the BradPower D-Size (1 3/8" – M35) Trunk products, completes a Modular Power Solution.



BradPower A-Size (7/8" – M22) and C-Size (1 1/8" – M29) Modular Power Solutions

*Meets UL2237 and NFPA 79-2015 standards for
Industrial Machinery and Motor Branch Circuits*

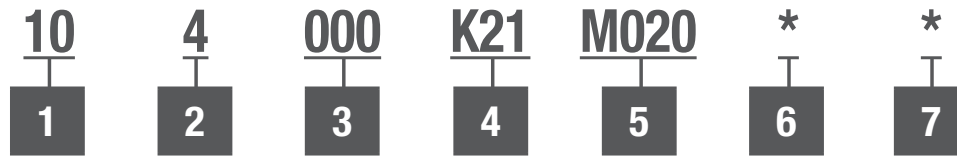
A-Size Single-Ended Cordsets	40–43
A-Size Double-Ended Patchcords	44–47
A-Size Receptacles	48–49
A-Size Multi-Port Distribution System	50
A-Size Field Wireable Connectors	51
C-Size Cordsets and Patchcords	52–53
C-Size Receptacles	54–55
A/C-Size Closure Caps and Locking Clips	56
Cable Specifications	57
Hybrid Solutions	58



BradPower A-Size (7/8" – M22)

Single-Ended Drop Cordset Configurator

molex[®]



1 Product Family

10 = BradPower A-Size (7/8" – M22) Single-Ended Cordset

2 Number of Poles

3 = 3 Pole

4 = 4 Pole

3 Gender*, Orientation and Keyway

000 = Female Straight, Single-Keyway

001 = Female 90°, Single-Keyway

006 = Male Straight, Single-Keyway

007 = Male 90°, Single-Keyway

100 = Female Straight, Tri-Keyway

101 = Female 90°, Tri-Keyway

106 = Male Straight, Tri-Keyway

107 = Male 90°, Tri-Keyway

**Unless otherwise noted, female ends will have internal threads and male ends will have external threads*

4 Cable Type

A45 = 16 AWG Gray PVC, UL Type TC-ER/ST00W (3 Pole and 4 Pole)

A46 = 14 AWG Gray PVC, UL Type TC-ER/ST00W (3 Pole and 4 Pole)

A56 = 14 AWG Black PVC, UL Type TC-ER/ST00W (4 Pole Only)

A79 = 14 AWG Gray PVC, UL Type TC-ER/ST00W Continuous-Flex (4 Pole Only)

K20 = 14 AWG Black TPE, UL Type TC-ER (3 Pole Only)

K21 = 14 AWG Black TPE, UL Type TC-ER (4 Pole Only)

K27 = 14 AWG Black TPE, UL Type TC-ER, Continuous-Flex (4 Pole Only)

5 Length*

M005 = 0.5 Meter

M010 = 1 Meter

M020 = 2 Meter

M025 = 2.5 Meter

M050 = 5 Meter

M100 = 10 Meter

M200 = 20 Meter

M250 = 25 Meter

**For reference only. Additional lengths available, contact Automation Solutions Technical Support at (800) 225-7724*

6 Coupling Nut Material

(Blank) = Standard Nut is Zinc Alloy with Black Epoxy Coating (Straight Knurled)

8 = Hexagonal Type 316 Stainless Steel

7 Connector Head Color

(Blank) = Standard Molded Head Color for Single-Keyway is Gray

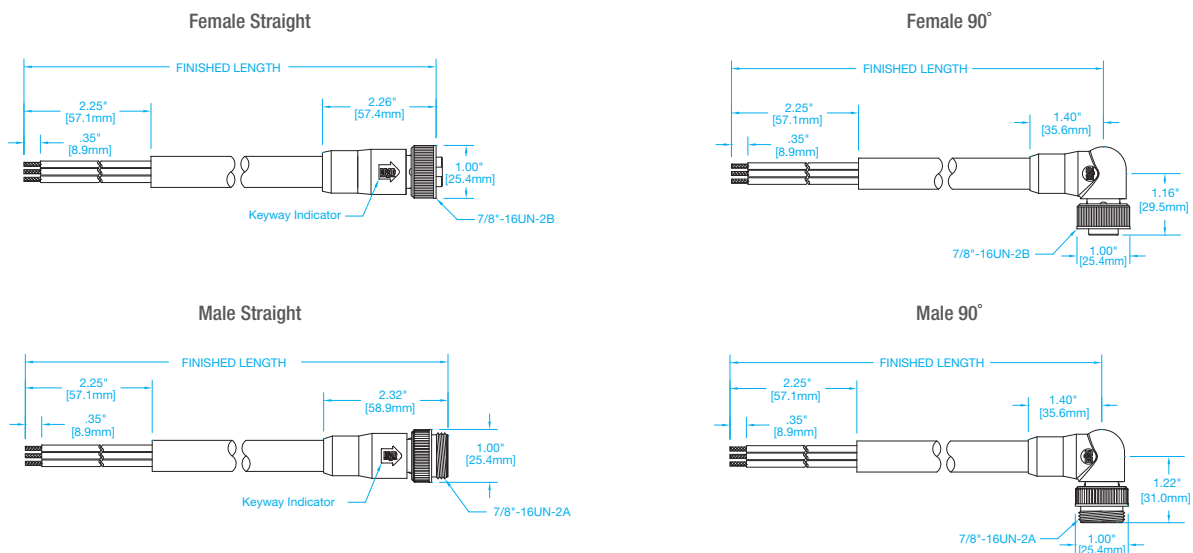
Standard Molded Head Color for Tri-Keyway is Black

G = Black (for Single-Keyway only)

E = Red (for 3 Pole with K20 cable only)

Configurators are for reference only. Additional configurations available. Contact Automation Solutions Technical Support at (800) 225-7724.

Dimensions in inches [millimeters]. Dimensions not to be used for manufacturing purposes and are subject to change.



BradPower A-Size (7/8" – M22)

Single-Ended Drop Cordsets (Female)

molex®

Specifications

MECHANICAL

Overmold Body: Oil-Resistant PVC
 Overmold Color: See Chart Below
 Insert: Black PVC
 Coupling Nut: Black Epoxy-Coated Zinc
 Optional – Hexagonal Type 316
 Stainless Steel
 Cable: Outer – Oil-Resistant Materials used
 (See Chart Specifications Below)
 Inner – Stranded Copper Conductor Leads in PVC
 Minimum Bend Radius: 10x Cable Diameter

ELECTRICAL

Contact: Copper Alloy with Gold over Nickel Plating
 Current: 15A (14 AWG), 13A (16 AWG)
 Voltage: 600V AC/DC

ENVIRONMENTAL

Enclosure Rating (Mated): IP67,
 IP69K (Stainless Steel),
 UL Type 4/12
 Operating Temperature: -20°C to +90°C
 RoHS: Compliant

CERTIFICATIONS

UL2237: UL Listed per UL 2237, E258922,
 Category PVVA for Industrial
 Machinery
 NFPA 79 – 2015: Meets NFPA 79 – 2015
 Standards for Industrial
 Machinery and Motor
 Branch Circuits



Ordering Information

Female Straight† and 90°*

Poles	Keyway	Color Rotation	Cable Specifications	Cable Outer Diameter	Continuous-Flex Rated	Shielded (Via Ground Pin)	Overmold Color	Female Straight Engineering No.	Female 90° Engineering No.
3	Single	A	#16/3, Gray PVC, UL TC-ER/ST00W, FT4	ø 0.456" [11.58mm]	No	No	Gray	103000A45M***	103001A45M***
			#14/3, Gray PVC, UL TC-ER/ST00W, FT4	ø 0.555" [14.10mm]	No	No	Gray	103000A46M***	103001A46M***
			#14/3, Black TPE, UL TC-ER, FT4	ø 0.340" [8.64mm]	No	No	Red	103000K20M***E	103001K20M***E
4	Single	B	#16/4, Gray PVC, UL TC-ER/ST00W, FT4	ø 0.430" [10.92mm]	No	No	Gray	104000A45M***	104001A45M***
			#14/4, Gray PVC, UL TC-ER/ST00W, FT4	ø 0.585" [14.86mm]	No	No	Gray	104000A46M***	104001A46M***
		C	#14/4, Black TPE, UL TC-ER, FT4	ø 0.373" [9.47mm]	No	No	Black	104000K21M***G	104001K21M***G
			#14/4, Black TPE, UL TC-ER, FT4	ø 0.400" [10.16mm]	Yes	Yes	Black	104000K27M***G	104001K27M***G
	Alternate	B	#14/4, Black PVC, UL TC-ER/ST00W, FT4	ø 0.585" [14.86mm]	No	No	Black	104100A56M***	104101A56M***
			#14/4, Gray PVC, UL TC-ER/ST00W, FT4	ø 0.596" [15.14mm]	No	No	Black	104100A79M***	104101A79M***
		C	#14/4, Black TPE, UL TC-ER, FT4	ø 0.373" [9.47mm]	No	No	Black	104100K21M***	104101K21M***
			#14/4, Black TPE, UL TC-ER, FT4	ø 0.400" [10.16mm]	Yes	No	Black	104100K27M***	104101K27M***

Dimensional Information on Pg. 40

*** Length in Meters. (Examples: M005 = 0.5m, M010 = 1m, M050 = 5m, M100 = 10m)

† 316 Stainless Steel versions may be ordered by adding an 8 to the Engineering number. (Example: Engineering No. 103000A45M***8 and 8 & 104001A***8)

Color Code and Pinout Rotation

Face View Pinout Rotation				
		Single Keyway		Tri-Keyway
		Female		Female
Color Code	Poles			
A	3	1 – Green/Yellow	2 – Black	3 – White
B	4	1 – Black	2 – White	3 – Red
C		1 – Black #1	2 – Black #2	3 – Black #3
				4 – Green/Yellow



103000K20M***E



104001A46M***



104100K21M***



103000A45M***

BradPower A-Size (7/8" – M22)

Single-Ended Drop Cordsets (Male)

molex[®]

Specifications

MECHANICAL

Overmold Body: Oil-Resistant PVC
 Overmold Color: See Chart Below
 Insert: Black PVC
 Coupling Nut: Black Epoxy-Coated Zinc
 Optional – Hexagonal Type 316
 Stainless Steel
 Cable: Outer – Oil-Resistant Materials used
 (See Chart Specifications Below)
 Inner – Stranded Copper Conductor Leads in PVC
 Minimum Bend Radius: 10x Cable Diameter

ELECTRICAL

Contact: Copper Alloy with Gold over Nickel Plating
 Current: 15A (14 AWG), 13A (16 AWG)
 Voltage: 600V AC/DC

ENVIRONMENTAL

Enclosure Rating (Mated): IP67,
 IP69K (Stainless Steel),
 UL Type 4/12
 Operating Temperature: -20°C to +90°C
 RoHS: Compliant

CERTIFICATIONS

UL2237: UL Listed per UL 2237, E258922,
 Category PVVA for Industrial
 Machinery
 NFPA 79 – 2015: Meets NFPA 79 – 2015
 Standards for Industrial
 Machinery and Motor
 Branch Circuits



Ordering Information

Male Straight[†] and 90°[†]





Poles	Keyway	Color Rotation	Cable Specifications	Cable Outer Diameter	Continuous-Flex Rated	Shielded (Via Ground Pin)	Overmold Color	Female Straight Engineering No.	Female 90° Engineering No.
3	Single	A	#16/3, Gray PVC, UL TC-ER/ST00W, FT4	ø 0.456" [11.58mm]	No	No	Gray	103006A45M***	103007A45M***
			#14/3, Gray PVC, UL TC-ER/ST00W, FT4	ø 0.555" [14.10mm]	No	No	Gray	103006A46M***	103007A46M***
			#14/3, Black TPE, UL TC-ER, FT4	ø 0.340" [8.64mm]	No	No	Red	103006K20M***E	103007K20M***E
4	Single	B	#16/4, Gray PVC, UL TC-ER/ST00W, FT4	ø 0.430" [10.92mm]	No	No	Gray	104006A45M***	104007A45M***
			#14/4, Gray PVC, UL TC-ER/ST00W, FT4	ø 0.585" [14.86mm]	No	No	Gray	104006A46M***	104007A46M***
		C	#14/4, Black TPE, UL TC-ER, FT4	ø 0.373" [9.47mm]	No	No	Black	104006K21M***G	104007K21M***G
			#14/4, Black TPE, UL TC-ER, FT4	ø 0.400" [10.16mm]	Yes	Yes	Black	104006K27M***G	104007K27M***G
	Alternate	B	#14/4, Black PVC, UL TC-ER/ST00W, FT4	ø 0.585" [14.86mm]	No	No	Black	104106A56M***	104107A56M***
			#14/4, Gray PVC, UL TC-ER/ST00W, FT4	ø 0.596" [15.14mm]	No	No	Black	104106A79M***	104107A79M***
		C	#14/4, Black TPE, UL TC-ER, FT4	ø 0.373" [9.47mm]	No	No	Black	104106K21M***	104107K21M***
			#14/4, Black TPE, UL TC-ER, FT4	ø 0.400" [10.16mm]	Yes	No	Black	104106K27M***	104107K27M***

Dimensional Information on Pg. 40

*** Length in Meters. (Examples: M005 = 0.5m, M010 = 1m, M050 = 5m, M100 = 10m)

† 316 Stainless Steel versions may be ordered by adding an 8 to the Engineering number. (Example: Engineering No. 103006A45M***8 and 104007A***8)

Color Code and Pinout Rotation

		Face View Pinout Rotation			
		Single Keyway		Tri-Keyway	
		Male		Male	
		 		 	
Color Code	Poles				
A	3	1 – Green/Yellow (Extended Pin) 2 – Black		3 – White	
B	4	1 – Black 2 – White		3 – Red	4 – Green/Yellow (Extended Pin)
C		1 – Black #1 2 – Black #2		3 – Black #3	4 – Green/Yellow (Extended Pin)



103006K20M***E



104007A46M***



104106K21M***



103006A45M***

BradPower A-Size (7/8" – M22)

Closure Caps and Locking Clips



Specifications

MECHANICAL

Material: Closure Caps (Male): Black Epoxy-Coated Zinc
 Closure Caps (Female): Clear Anodized Aluminum
 Bead Chain: Nickel-Plated Steel
 Locking Clips: Black ABS

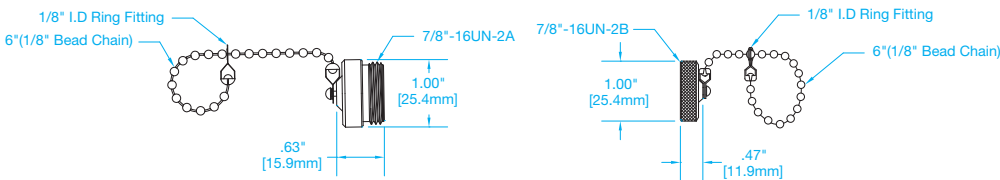
ENVIRONMENTAL

Enclosure Rating (Mated): IP67
 Operating Temperature: -20°C to +90°C

Ordering Information

Closure Caps

Size	Gender	Bead Chain	Closure Cap Threads	Engineering No.	Standard Order No.
A-Size (7/8" – M22)	Male (Mates with Female Connector)	Yes	External	65-0085	1302011109
	Female (Mates with Male Connector)	Yes	Internal	65-0086	1302011111



1302011109 (External Threads)
 and 1302011111 (Internal Threads)

Locking Clips (For Both Straight and 90° Connections)

Size	Quantity Per Bag	Warning Label	Engineering No.	Standard Order No.
A-Size (7/8" – M22)	10		11400A-10	1300700012



1300700012

Dimensions in inches [millimeters]. Dimensions not to be used for manufacturing purposes and are subject to change.

BradPower A-Size (7/8" – M22)

Double-Ended Drop Patchcord Configurator

molex[®]



1 Product Family

11 = BradPower A-Size (7/8" – M22) Double-Ended Patchcord

2 Number of Poles

3 = 3 Pole

4 = 4 Pole

3 Gender*, Orientation and Keyway

030 = Female Straight to Male Straight, Single-Keyway

031 = Female 90° to Male Straight, Single-Keyway

032 = Female Straight to Male 90°, Single-Keyway

033 = Female 90° to Male 90°, Single-Keyway

130 = Female Straight to Male Straight, Tri-Keyway

131 = Female 90° to Male Straight, Tri-Keyway

132 = Female Straight to Male 90°, Tri-Keyway

133 = Female 90° to Male 90°, Tri-Keyway

**Unless otherwise noted, female ends will have internal threads and male ends will have external threads*

4 Cable Type

A45 = 16 AWG Gray PVC, UL Type TC-ER/STOOW (3 Pole and 4 Pole)

A46 = 14 AWG Gray PVC, UL Type TC-ER/STOOW (3 Pole and 4 Pole)

A56 = 14 AWG Black PVC, UL Type TC-ER/STOOW (4 Pole Only)

A79 = 14 AWG Gray PVC, UL Type TC-ER/STOOW Continuous-Flex (4 Pole Only)

K20 = 14 AWG Black TPE, UL Type TC-ER (3 Pole Only)

K21 = 14 AWG Black TPE, UL Type TC-ER (4 Pole Only)

K27 = 14 AWG Black TPE, UL Type TC-ER, Continuous-Flex (4 Pole Only)

5 Length*

M005 = 0.5 Meter

M010 = 1 Meter

M020 = 2 Meter

M025 = 2.5 Meter

M050 = 5 Meter

M100 = 10 Meter

M200 = 20 Meter

M250 = 25 Meter

**For reference only. Additional lengths available, contact Automation Solutions Technical Support at (800) 225-7724*

6 Coupling Nut Material

(Blank) = Standard Nut is Zinc Alloy with Black Epoxy Coating (Straight Knurled)

8 = Hexagonal Type 316 Stainless Steel

7 Connector Head Color

(Blank) = Standard Molded Head Color for Single-Keyway is Gray

Standard Molded Head Color for Tri-Keyway is Black

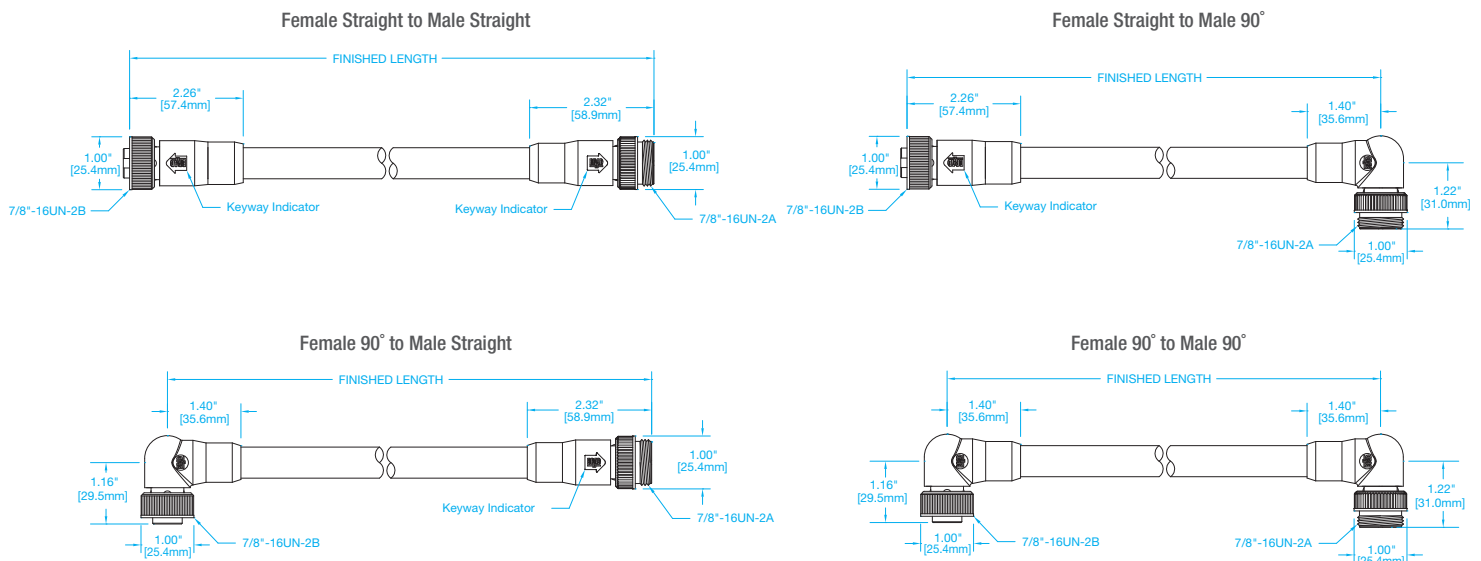
G = Black (for Single-Keyway only)

E = Red (for 3 Pole w/ K20 cable only)

Configurators are for reference only. Additional configurations available.

Contact Automation Solutions Technical Support at (800) 225-7724.

Dimensions in inches [millimeters]. Dimensions not to be used for manufacturing purposes and are subject to change.



BradPower A-Size (7/8" – M22)

Double-Ended Drop Patchcords

molex

Specifications

MECHANICAL

Overmold Body: Oil-Resistant PVC
 Overmold Color: See Chart Below
 Insert: Black PVC
 Coupling Nut: Black Epoxy-Coated Zinc
 Optional – Hexagonal Type 316
 Stainless Steel
 Cable: Outer – Oil-Resistant Materials used
 (See Chart Specifications Below)
 Inner – Stranded Copper Conductor Leads in PVC
 Minimum Bend Radius: 10x Cable Diameter

ELECTRICAL

Contact: Copper Alloy with Gold over Nickel Plating
 Current: 15A (14 AWG), 13A (16 AWG)
 Voltage: 600V AC/DC

ENVIRONMENTAL

Enclosure Rating (Mated): IP67,
 IP69K (Stainless Steel),
 UL Type 4/12
 Operating Temperature: -20°C to +90°C
 RoHS: Compliant

CERTIFICATIONS

UL2237: UL Listed per UL 2237, E258922,
 Category PVVA for Industrial
 Machinery
 NFPA 79 – 2015: Meets NFPA 79 – 2015
 Standards for Industrial
 Machinery and Motor
 Branch Circuits



Ordering Information

Female Straight and 90° to Male Straight†

Poles	Keyway	Color Rotation	Cable Specifications	Cable Outer Diameter	Continuous-Flex Rated	Shielded (Via Ground Pin)	Overmold Color	Female Straight to Male Straight Engineering No.	Female 90° to Male Straight Engineering No.
3	Single	A	#16/3, Gray PVC, UL TC-ER/ST00W, FT4	ø 0.456" [11.58mm]	No	No	Gray	113030A45M***	113031A45M***
			#14/3, Gray PVC, UL TC-ER/ST00W, FT4	ø 0.555" [14.10mm]	No	No	Gray	113030A46M***	113031A46M***
			#14/3, Black TPE, UL TC-ER, FT4	ø 0.340" [8.64mm]	No	No	Red	113030K20M***E	113031K20M***E
4	Single	B	#16/4, Gray PVC, UL TC-ER/ST00W, FT4	ø 0.430" [10.92mm]	No	No	Gray	114030A45M***	114031A45M***
			#14/4, Gray PVC, UL TC-ER/ST00W, FT4	ø 0.585" [14.86mm]	No	No	Gray	114030A46M***	114031A46M***
		C	#14/4, Black TPE, UL TC-ER, FT4	ø 0.373" [9.47mm]	No	No	Black	114030K21M***G	114031K21M***G
			#14/4, Black TPE, UL TC-ER, FT4	ø 0.400" [10.16mm]	Yes	No	Black	114030K27M***G	114031K27M***G
	Alternate	B	#14/4, Black PVC, UL TC-ER/ST00W, FT4	ø 0.585" [14.86mm]	No	No	Black	114130A56M***	114131A56M***
			#14/4, Gray PVC, UL TC-ER/ST00W, FT4	ø 0.596" [15.14mm]	No	No	Black	114130A79M***	114131A79M***
		C	#14/4, Black TPE, UL TC-ER, FT4	ø 0.373" [9.47mm]	No	No	Black	114130K21M***	114131K21M***
			#14/4, Black TPE, UL TC-ER, FT4	ø 0.400" [10.16mm]	Yes	No	Black	114130K27M***	114131K27M***

Dimensional Information on Pg. 44

*** Length in Meters. (Examples: M005 = 0.5m, M010 = 1m, M050 = 5m, M100 = 10m)

† 316 Stainless Steel versions may be ordered by adding an 8 to the Engineering number. (Example: Engineering No. 113030A45M***8 and 114031K21M***G8)

Color Code and Pinout Rotation

		Face View Pinout Rotation			
		Single Keyway		Tri-Keyway	
		Female	Male	Female	Male
Color Code	Poles				
	A	3	3	3	3
	B	4	4	4	4
Color Code	4	1 – Green/Yellow (Extended Pin on Male)	2 – Black	3 – White	
	C	1 – Black	2 – White	3 – Red	4 – Green/Yellow (Extended Pin on Male)
		1 – Black #1	2 – Black #2	3 – Black #3	4 – Green/Yellow (Extended Pin on Male)



114030A46M***



114130K21M***



114131K27M***



113030K20M***E

BradPower A-Size (7/8" – M22)

Double-Ended Drop Patchcords (Continued)

molex[®]

Specifications

MECHANICAL

Overmold Body: Oil-Resistant PVC
 Overmold Color: See Chart Below
 Insert: Black PVC
 Coupling Nut: Black Epoxy-Coated Zinc
 Optional – Hexagonal Type 316
 Stainless Steel
 Cable: Outer – Oil-Resistant Materials used
 (See Chart Specifications Below)
 Inner – Stranded Copper Conductor Leads in PVC
 Minimum Bend Radius: 10x Cable Diameter

ELECTRICAL

Contact: Copper Alloy with Gold over Nickel Plating
 Current: 15A (14 AWG), 13A (16 AWG)
 Voltage: 600V AC/DC

ENVIRONMENTAL

Enclosure Rating (Mated): IP67,
 IP69K (Stainless Steel),
 UL Type 4/12
 Operating Temperature: -20°C to +90°C
 RoHS: Compliant

CERTIFICATIONS

UL2237: UL Listed per UL 2237, E258922,
 Category PVVA for Industrial
 Machinery
 NFPA 79 – 2015: Meets NFPA 79 – 2015
 Standards for Industrial
 Machinery and Motor
 Branch Circuits



Ordering Information

Female Straight and 90° to Male 90°*

Poles	Keyway	Color Rotation	Cable Specifications	Cable Outer Diameter	Continuous-Flex Rated	Shielded (Via Ground Pin)	Overmold Color	Female Straight to Male 90° Engineering No.	Female 90° to Male 90° Engineering No.
3	Single	A	#16/3, Gray PVC, UL TC-ER/STOOW, FT4	ø 0.456" [11.58mm]	No	No	Gray	113032A45M***	113033A45M***
			#14/3, Gray PVC, UL TC-ER/STOOW, FT4	ø 0.555" [14.10mm]	No	No	Gray	113032A46M***	113033A46M***
			#14/3, Black TPE, UL TC-ER, FT4	ø 0.340" [8.64mm]	No	No	Red	113032K20M***E	113033K20M***E
4	Single	B	#16/4, Gray PVC, UL TC-ER/STOOW, FT4	ø 0.430" [10.92mm]	No	No	Gray	114032A45M***	114033A45M***
			#14/4, Gray PVC, UL TC-ER/STOOW, FT4	ø 0.585" [14.86mm]	No	No	Gray	114032A46M***	114033A46M***
		C	#14/4, Black TPE, UL TC-ER, FT4	ø 0.373" [9.47mm]	No	No	Black	114032K21M***G	114033K21M***G
			#14/4, Black TPE, UL TC-ER, FT4	ø 0.400" [10.16mm]	Yes	No	Black	114032K27M***G	114033K27M***G
	Alternate	B	#14/4, Black PVC, UL TC-ER/STOOW, FT4	ø 0.585" [14.86mm]	No	No	Black	114132A56M***	114133A56M***
			#14/4, Gray PVC, UL TC-ER/STOOW, FT4	ø 0.596" [15.14mm]	No	No	Black	114132A79M***	114133A79M***
		C	#14/4, Black TPE, UL TC-ER, FT4	ø 0.373" [9.47mm]	No	No	Black	114132K21M***	114133K21M***
			#14/4, Black TPE, UL TC-ER, FT4	ø 0.400" [10.16mm]	Yes	No	Black	114132K27M***	114133K27M***

Dimensional Information on Pg. 44

*** Length in Meters. (Examples: M005 = 0.5m, M010 = 1m, M050 = 5m, M100 = 10m)

* 316 Stainless Steel versions may be ordered by adding an 8 to the Engineering number. (Example: Engineering No. 113032A45M***8 and 114033K21M***G8)

Color Code and Pinout Rotation

		Face View Pinout Rotation			
		Single Keyway		Tri-Keyway	
		Female	Male	Female	Male
Color Code	Poles				
A	3	1 – Green/Yellow (Extended Pin on Male) 2 – Black 3 – White			
B	4	1 – Black 2 – White 3 – Red 4 – Green/Yellow (Extended Pin on Male)			
C		1 – Black #1 2 – Black #2 3 – Black #3 4 – Green/Yellow (Extended Pin on Male)			



113032A46M***



114033A46M***



114133K27M***



114132K21M***E

BradPower A-Size (7/8" – M22)

Closure Caps and Locking Clips

molex[®]

Specifications

MECHANICAL

Material: Closure Caps (Male 1302011109): Black Epoxy-Coated Zinc
Closure Caps (Female 1302011111): Clear Anodized Aluminum
Bead Chain: Nickel-Plated Steel
Locking Clips: Black ABS

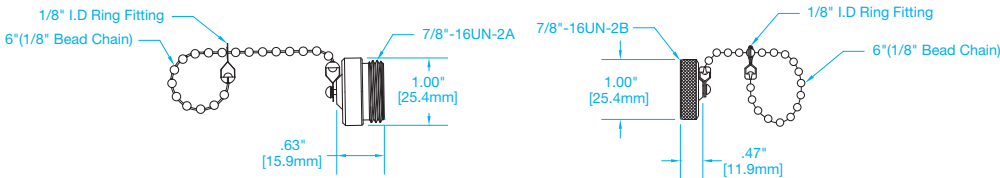
ENVIRONMENTAL

Operating Temperature: -20°C to +90°C

Ordering Information

Closure Caps

Size	Gender	Bead Chain	Closure Cap Threads	Engineering No.	Standard Order No.
A-Size (7/8" – M22)	Male (Mates with Female Connector)	Yes	External	65-0085	1302011109
	Female (Mates with Male Connector)	Yes	Internal	65-0086	1302011111



1302011109 (External Threads)
and 1302011111 (Internal Threads)

Locking Clips (For Both Straight and 90° Connections)

Size	Quantity Per Bag	Warning Label	Engineering No.	Standard Order No.
A-Size (7/8" – M22)	10		11400A-10	1300700012



1300700012

Dimensions in inches [millimeters]. Dimensions not to be used for manufacturing purposes and are subject to change.

BradPower A-Size (7/8" – M22)

Drop Receptacle Configurator

molex[®]



1 Product Family

1R = BradPower A-Size (7/8" – M22) Receptacle

2 Number of Poles

3 = 3 Pole

4 = 4 Pole

3 Gender and Keyway*

000 = Female Straight Internally Threaded, Single-Keyway

006 = Male Straight Externally Threaded, Single-Keyway

100 = Female Straight Internally Threaded, Tri-Keyway

106 = Male Straight Externally Threaded, Tri-Keyway

**Unless otherwise noted, all A-Size (7/8" – M22) Receptacle shells are 1/2" NPT Front Panel Mount Engineered*

†Gasket and Locknut sold separately

4 Wire Type

A20 = 16 AWG PVC Flying Lead Wires

A28 = 14 AWG PVC Flying Lead Wires

A82 = 14 AWG PVC Flying Lead Wires (For use with TPE Cordsets and Patchcords)

5 Length*

M003 = 0.3 Meter

M005 = 0.5 Meter

M006 = 0.6 Meter

M010 = 1 Meter

M020 = 2 Meter

M030 = 3 Meter

M050 = 5 Meter

**For reference only. Additional lengths available, contact our Automation Solutions Technical Support at (800) 225-7724*

6 Insert Color

G = (Standard) Black

7 Shell Material

(Blank) = Standard for Male Receptacle is Zinc Alloy with Black Epoxy Coating

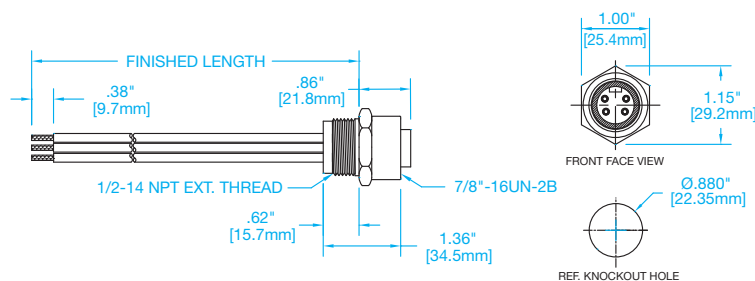
Standard for Female Receptacle is Zinc Alloy with Nickel Plating

8 = Hexagonal Type 316 Stainless Steel

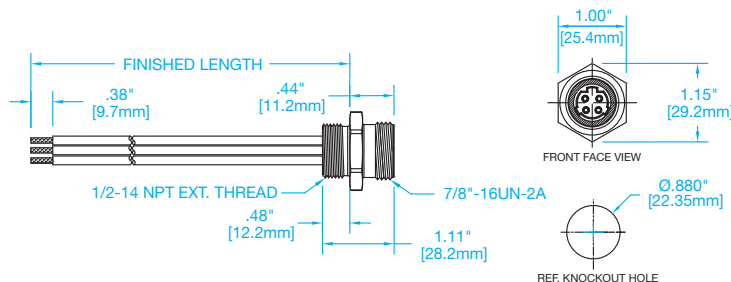
Configurators are for reference only. Additional configurations available. Contact our Automation Solutions Technical Support at (800) 225-7724.

Dimensions in inches [millimeters]. Dimensions not to be used for manufacturing purposes and are subject to change.

Female 1/2" NPT



Male 1/2" NPT



BradPower A-Size (7/8" – M22)

Drop Receptacles

molex®

Specifications

MECHANICAL

Contact: Copper Alloy with Gold over Nickel Plating
 Wire Insulation: PVC
 Insert: Black PVC
 Receptacle Shell: Male – Black Epoxy-Coated Zinc
 Female – Nickel-Plated Zinc
 Optional – Hexagonal Type 316 Stainless Steel
 Gasket: Black Neoprene
 Locknut: 1/2" NPT – Steel with Zinc Plating

ELECTRICAL

Current: 15A (14 AWG), 13A (16 AWG)
 Voltage: 600V AC/DC

ENVIRONMENTAL

Enclosure Rating (Mated): IP67,
 IP69K (Stainless Steel),
 UL Type 4/12
 Operating Temperature: -20°C to +90°C
 RoHS: Compliant

CERTIFICATIONS

UL2237: UL Listed per UL 2237, E258922,
 Category PVVA for Industrial Machinery
 NFPA 79 – 2015: Meets NFPA 79 – 2015 Standards for Industrial Machinery and Motor Branch Circuits



Ordering Information

Receptacles†

Poles	Keyway	Color Rotation	Wire Size	Mounting Threads (Front Panel Mount)	Female Receptacle Engineering No.	Male Receptacle Engineering No.
3	Single	A	16 AWG	1/2" NPT	1R3000A20M***G	1R3006A20M***G
			14 AWG	1/2" NPT	1R3000A28M***G	1R3006A28M***G
4	Single	B	16 AWG	1/2" NPT	1R4000A20M***G	1R4006A20M***G
			14 AWG	1/2" NPT	1R4000A28M***G	1R4006A28M***G
		C	14 AWG	1/2" NPT	1R4000A82M***G	1R4006A82M***G
	Tri-Key	B	14 AWG	1/2" NPT	1R4100A28M***G	1R4106A28M***G
		C	14 AWG	1/2" NPT	1R4100A82M***G	1R4106A82M***G

Dimensional Information on Pg. 48

*** Length in Inches and Meters. (Examples: A120G = 12 inches, M005G = 0.5m, M010G = 1m, M050G = 5m, M100G = 10m)

† 316 Stainless Steel versions may be ordered by adding an **8** to the Engineering number. (Example: Engineering No. 1R3000A28A***G**8** and 1R4106A28M***G**8**)

1/2" NPT Locknut (1301840031) and Gasket (1300990149) Sold Separately

Color Code and Pinout Rotation

		Face View Pinout Rotation			
		Single Keyway		Tri-Keyway	
		Female	Male	Female	Male
Color Code	Poles				
A	3	1 – Green/Yellow (Extended Pin on Male) 2 – Black 3 – White			
B	4	1 – Black 2 – White 3 – Red 4 – Green/Yellow (Extended Pin on Male)			
C		1 – Black #1 2 – Black #2 3 – Black #3 4 – Green/Yellow (Extended Pin on Male)			



1R4000A28M***G



1R4006A28M***G



1R4006A28M***G8

BradPower A-Size (7/8" – M22)

Pass-Through Multi-Port Interconnect System



Specifications

MECHANICAL
 Contact: Copper Alloy with Gold over Nickel Plating
 Housing: Black PBT
 Insert: Black PVC
 Receptacle Shell: Black Epoxy-Coated Zinc
 Label: White ABS
 Potting Material: Epoxy

ELECTRICAL
 Voltage: 600V AC/DC
 Current: 15A

ENVIRONMENTAL
 Enclosure Rating (Mated): IP67,
 UL Type 4/12
 Operating Temperature: -20°C to +90°C
 RoHS: Compliant

CERTIFICATIONS
 NFPA 79 – 2015: Meets NFPA 79 – 2015
 Standards for Industrial
 Machinery and Motor
 Branch Circuits



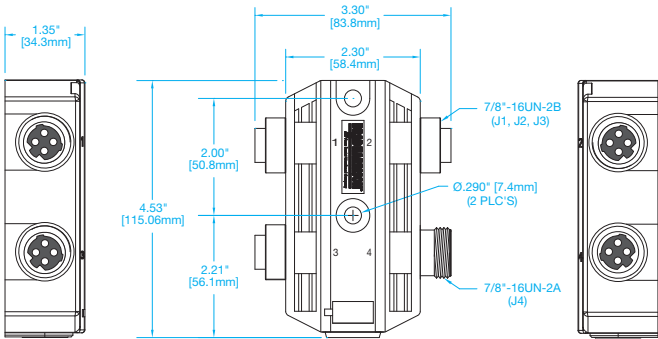
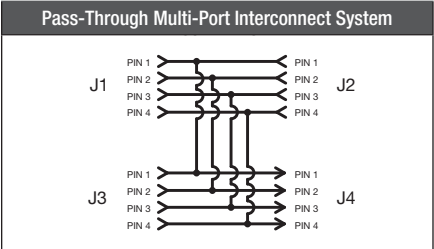
Ordering Information

Pass-Through Multi-Port Interconnect System

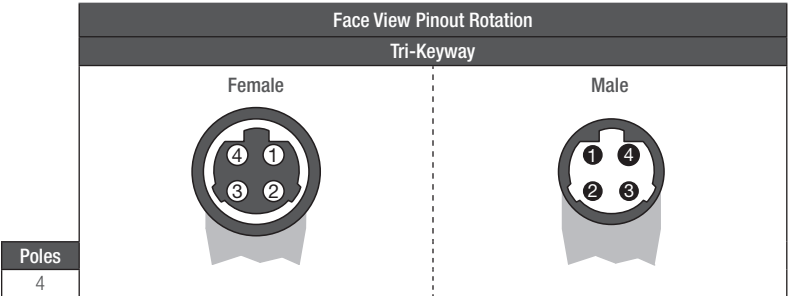
Poles	Pass-Thru Keyway	Overmold Color	Drop Connections	Drop Keyway	Standard Order No.
4	1x - Male A-Size (7/8" – M22) Tri-Keyway 1x - Female A-Size (7/8" – M22) Tri-Keyway	Black	2x Female A-Size (7/8" – M22)	Tri-Keyway	1300600083

Dimensions in inches [millimeters]. Dimensions not to be used for manufacturing purposes and are subject to change.

Wiring Schematic



Pinout Rotation



Specifications

MECHANICAL

Body: Black Polyamide PA6
Coupling Nut: Nickel-Plated Brass
Cable O.D Range: 0.20" to 0.48" (5mm – 12mm)
Wire Gauge Range: 18 AWG to 14 AWG
(0.75mm² to 2.5mm²)

ELECTRICAL

Contact: Copper Alloy with Gold over Nickel Plating
Voltage: 600V AC/DC
Current: 15A

ENVIRONMENTAL

Temperature: -20°C to +90°C
Protection: IP67

CERTIFICATIONS

UL2237: UL Listed per UL 2237, E258922,
Category PVVA for Industrial
Machinery
NFPA 79 – 2015: Meets NFPA 79 – 2015
Standards for Industrial
Machinery and Motor
Branch Circuits



Ordering Information

A-Size (7/8" – M22)

Poles	Keyway	Orientation	Female		Male	
			Engineering No.	Standard Order No.	Engineering No.	Standard Order No.
3	Single	Straight	1A3000-34PWR	1300170055	1A3006-34PWR	1300170056
	Tri-Key		1A3100-34PWR	1300170063	1A3106-34PWR	1300170062
4	Single		1A4000-34PWR	1300170057	1A4006-34PWR	1300170058
	Tri-Key		1A4100-34PWR	1300170065	1A4106-34PWR	1300170064

Pinout Rotation

A-Size (7/8 – M22) Face View			
Single Keyway		Tri-Keyway	
Female	Male	Female	Male

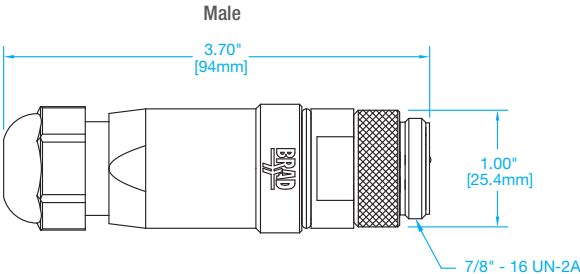
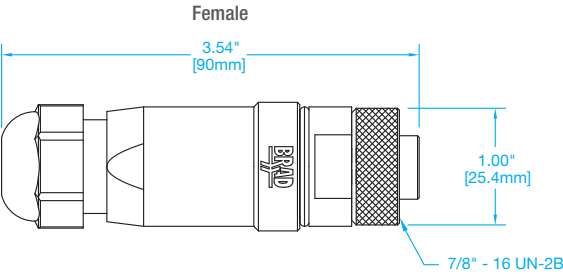


1A3000-34PWR
(1300170055)



1A3006-34PWR
(1300170056)

Dimensions in inches [millimeters]. Dimensions not to be used for manufacturing purposes and are subject to change.

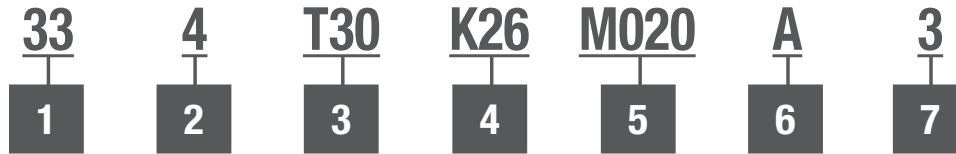


BradPower C-Size (1 1/8" – M29)

Cordset and Patchcord Configurator

Compatible with Allen-Bradley ArmorStart ST motor connection**

molex[®]



1 Product Family

30 = BradPower C-Size (1 1/8" – M29) Single-Ended Cordset
33 = BradPower C-Size (1 1/8" – M29) Double-Ended Patchcord

2 Number of Poles

4 = 4 Pole

3 Gender*, Orientation and Keyway

T00 = Female Straight, Tri-Keyway
T06 = Male Straight, Tri-Keyway
T30 = Female Straight to Male Straight, Tri-Keyway

**Unless otherwise noted, female ends will have internal threads and male ends will have external threads*

4 Cable Type

K09 = 12 AWG Yellow TPE, UL Type TC-ER, Shielded VFD Continuous-Flex
K26 = 12 AWG Black TPE, UL Type TC-ER, Shielded VFD Continuous-Flex

5 Length*

M005 = 0.5 Meter
M010 = 1 Meter
M020 = 2 Meter
M025 = 2.5 Meter
M050 = 5 Meter
M100 = 10 Meter
M200 = 20 Meter
M250 = 25 Meter

**For reference only. Additional lengths available, contact Automation Solutions Technical Support at (800) 225-7724*

6 Connector Head Color

A = Gray

7 Coupling Nut Material

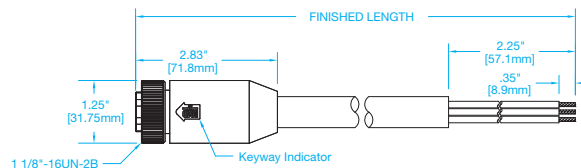
3 = Standard Nut is Nickel-Plated Brass

Configurators are for reference only. Additional configurations available. Contact Automation Solutions Technical Support at (800) 225-7724.

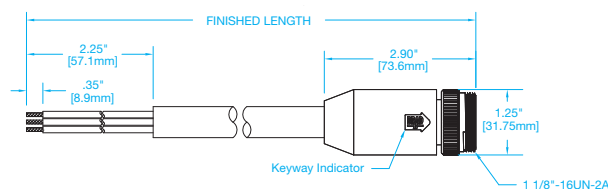
***Allen-Bradley and ArmorStart are trademarks of Rockwell Automation.*

Dimensions in inches [millimeters]. Dimensions not to be used for manufacturing purposes and are subject to change.

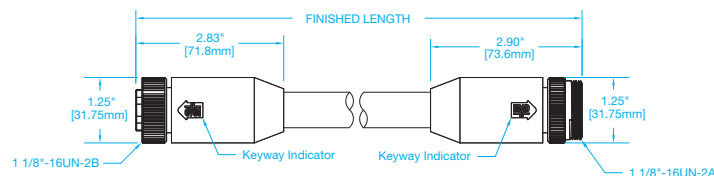
Female Straight



Male Straight



Female Straight to Male Straight



BradPower C-Size (1 1/8" – M29)

Cordsets and Patchcords

molex®

Specifications

MECHANICAL

Overmold Body: Oil-Resistant TPE
 Overmold Color: Gray
 Insert: Black TPE
 Coupling Nut: Nickel-Plated Brass
 Cable: Outer – Oil-Resistant TPE
 Inner – Stranded Copper Conductor Leads
 with XLPE Insulation
 Minimum Bend Radius: 10x Cable Diameter

ELECTRICAL

Contact: Brass with Gold over Nickel Plating
 Current: 25A
 Voltage: 600V AC/DC

ENVIRONMENTAL

Enclosure Rating (Mated): IP67,
 UL Type 4/12
 Operating Temperature: -20°C to +90°C
 RoHS: Compliant

CERTIFICATIONS

UL2237: UL Listed per UL 2237, E258922,
 Category PVVA for Industrial
 Machinery
 NFPA 79 – 2015: Meets NFPA 79 – 2015
 Standards for Industrial
 Machinery and Motor
 Branch Circuits



Ordering Information

Female Straight Single-Ended Cordset

Poles	Keyway	Cable Specifications	Cable Outer Diameter	Continuous-Flex Rated	Shielded	Overmold Color	Female Straight Engineering No.
4	Tri-Key	#12/4, Yellow TPE, UL TC-ER, FT4	ø 0.656" [16.66mm]	Yes	Yes	Gray	304T00K09M***A3
4	Tri-Key	#12/4, Black TPE, UL TC-ER, FT4	ø 0.656" [16.66mm]	No	Yes	Gray	304T00K26M***A3

Male Straight Single-Ended Cordset

Poles	Keyway	Cable Specifications	Cable Outer Diameter	Continuous-Flex Rated	Shielded	Overmold Color	Male Straight Engineering No.
4	Tri-Key	#12/4, Yellow TPE, UL TC-ER, FT4	ø 0.656" [16.66mm]	Yes	Yes	Gray	304T06K09M***A3
4	Tri-Key	#12/4, Black TPE, UL TC-ER, FT4	ø 0.656" [16.66mm]	No	Yes	Gray	304T06K26M***A3



Female Straight to Male Straight Double-Ended Patchcord

Poles	Keyway	Cable Specifications	Cable Outer Diameter	Continuous-Flex Rated	Shielded	Overmold Color	Female Straight to Male Straight Engineering No.
4	Tri-Key	#12/4, Yellow TPE, UL TC-ER, FT4	ø 0.656" [16.66mm]	Yes	Yes	Gray	334T30K09M***A3
4	Tri-Key	#12/4, Black TPE, UL TC-ER, FT4	ø 0.656" [16.66mm]	No	Yes	Gray	334T30K26M***A3

[Dimensional Information on Pg. 52](#)

*** Length in Meters. (Examples: M005 = 0.5m, M010 = 1m, M050 = 5m, M100 = 10m)

Color Code and Pinout Rotation

Face View Pinout Rotation				
Single Keyway			Tri-Keyway	
Female			Male	
				
Poles				
4	1 – Black #1	2 – Black #2	3 – Black #3	4 – Green/Yellow (Extended Pin on Male)



304T00K26M***A3



304T06K26M***A3



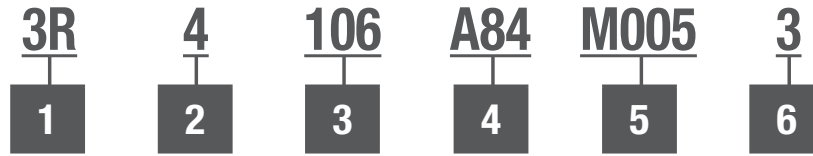
334T30K26M***A3

BradPower C-Size (1 1/8" – M29)

Receptacle Configurator

Compatible with Allen-Bradley ArmorStart ST motor connection**

molex[®]



1 Product Family
3R = BradPower C-Size (1 1/8" – M29) Receptacle

2 Number of Poles
4 = 4 Pole

3 Gender, Shell Mounting and Keyway*
100 = Female Straight, Tri-Keyway
106 = Male Straight, Tri-Keyway

**Unless otherwise noted, female ends will have internal threads and male ends will have external threads, all C-Size (1 1/8" – M29) Receptacle shells are 1/2" NPT Front Panel Mount Engineered*

4 Cable Type
A84 = 12 AWG PVC Flying Lead Wires

5 Length*
M005 = 0.5 Meter
M010 = 1 Meter
M020 = 2 Meter
M025 = 2.5 Meter
M050 = 5 Meter
M100 = 10 Meter
M200 = 20 Meter
M250 = 25 Meter

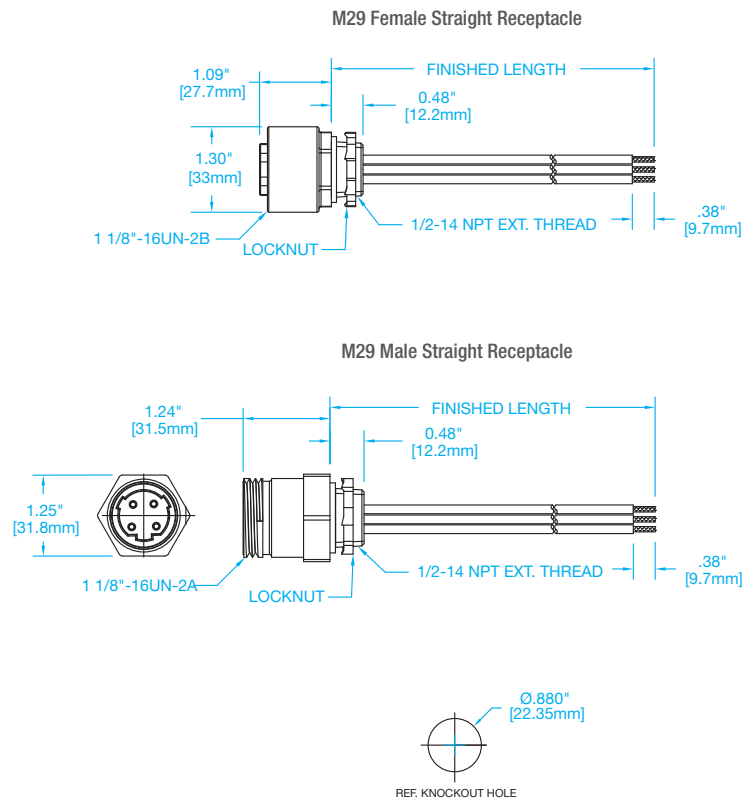
**For reference only. Additional lengths available, contact Automation Solutions Technical Support at (800) 225-7724*

6 Coupling Nut Material
3 = Standard Nut is Nickel-Plated Brass

Configurators are for reference only. Additional configurations available.
Contact Automation Solutions Technical Support at (800) 225-7724.

**Allen-Bradley and ArmorStart are trademarks of Rockwell Automation.

Dimensions in inches [millimeters]. Dimensions not to be used for manufacturing purposes and are subject to change.



BradPower C-Size (1 1/8" – M29)

Receptacles

molex®

Specifications

MECHANICAL

Receptacle Shell: Straight Shell – Nickel-Plated Brass
 90° Shell – Nickel-Plated Zinc
 Wire Insulation: PVC
 Insert: Black TPE
 Locknut: Zinc-Plated Steel
 Gasket: Black Nitrile

ELECTRICAL

Contact: Brass with Gold over Nickel Plating
 Current: 25A
 Voltage: 600V AC/DC

ENVIRONMENTAL

Enclosure Rating (Mated): IP67,
 UL Type 4/12
 Operating Temperature: -20°C to +90°C
 RoHS: Compliant

CERTIFICATIONS

UL2237: UL Listed per UL 2237, E258922,
 Category PVVA for Industrial
 Machinery
 NFPA 79 – 2015: Meets NFPA 79 – 2015
 Standards for Industrial
 Machinery and Motor
 Branch Circuits



Ordering Information

Female Straight Receptacle

Poles	Keyway	Wire Size	Mounting Threads (Front Panel Mount)	Female Straight Engineering No.
4	Tri-Key	12 AWG	Yes	3R4100A84M***3

Male Straight Receptacle

Poles	Keyway	Wire Size	Mounting Threads (Front Panel Mount)	Male Straight Engineering No.
4	Tri-Key	12 AWG	Yes	3R4106A84M***3

[Dimensional Information on Pg. 54](#)

*** Length in Meters. (Examples: M005 = 0.5m, M010 = 1m, M050 = 5m, M100 = 10m)

Color Code and Pinout Rotation

Poles	Face View Pinout Rotation			
	Single Keyway		Tri-Keyway	
	Female		Male	
4	1 – Black #1	2 – Black #2	3 – Black #3	4 – Green/Yellow (Extended Pin on Male)



3R4106A84M***3

BradPower A-Size (7/8" – M22) and C-Size (1 1/8" – M29) Closure Caps



Specifications

MECHANICAL

Material: Black Epoxy-Coated Zinc
Bead Chain: Nickel-Plated Steel

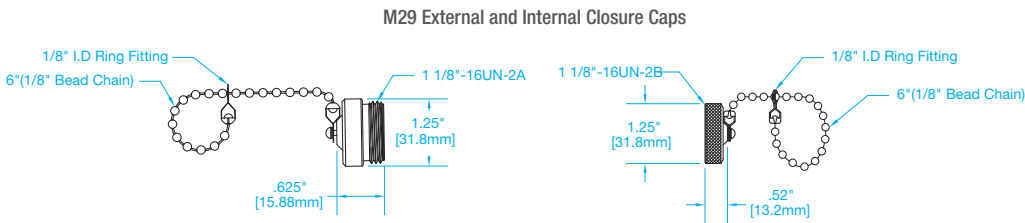
ENVIRONMENTAL

Operating Temperature: -20°C to +90°C

Ordering Information

Closure Caps

Size	Gender	Bead Chain	Closure Cap Threads	Engineering No.	Standard Order No.
C-Size (1 1/8" – M29)	Male (Mates with Female Connector)	Yes	External	65-0104	1302011118
	Female (Mates with Male Connector)	Yes	Internal	65-0105	1302011120



Dimensions in inches [millimeters]. Dimensions not to be used for manufacturing purposes and are subject to change.

1302011118 (External Threads)
and 1302011120 (Internal Threads)

Trunk Cables

Cable Code	Cable Material	AWG	Conductors	O.D.	Conductor Stranding	Conductor Insulation	Color Rotation	Ratings	Continuous-Flex Rated	Shielded	Standard Order No.	MLQ
A47	Gray PVC	#12 (3.31mm ²)	3	.625"	65/30 BC	PVC	BK, WH, GN/YE	UL TC-ER/ST00W, FT4, 600V, -20°C to 90°C Dry, 75°C Wet Tray Cable, 105°C ST00W	No	No	1302090035	500 FT
		#12 (3.31mm ²)	4	.482"	65/30 BC	PVC	BK, WH, RD, GN/YE	UL TC-ER/ST00W, FT4, 600V, -20°C to 90°C Dry, 75°C Wet Tray Cable, 105°C ST00W	No	No	1302100036	500 FT
A48	Gray PVC	#10 (5.26mm ²)	3	.700"	105/30 BC	PVC	BK, WH, GN/YE	UL TC-ER/ST00W, FT4, 600V, -20°C to 90°C Dry, 75°C Wet Tray Cable, 105°C ST00W	No	No	1302090032	500 FT
		#10 (5.26mm ²)	4	.775"	105/30 BC	PVC	BK, WH, RD, GN/YE	UL TC-ER/ST00W, FT4, 600V, -20°C to 90°C Dry, 75°C Wet Tray Cable, 105°C ST00W	No	No	1302100031	500 FT
A57	Black PVC	#10 (5.26mm ²)	4	.775"	105/30 BC	PVC	BK, WH, RD, GN/YE	UL TC-ER/ST00W, FT4, 600V, -20°C to 90°C Dry, 75°C Wet Tray Cable, 105°C ST00W	No	No	1302100032	500 FT
A70	Gray PVC	#10 (5.26mm ²)	4	.671"	105/30 BC	PVC	BK, WH, RD, GN	UL TC-ER/ST00W, FT4, 600V, -20°C to 90°C Dry, 75°C Wet Tray Cable, 105°C ST00W	Yes	No	1302100034	500 FT
A77	Black TPE	#10 (5.26mm ²)	4	.680"	104/30 BC	XLPE	BK 1, BK 2, BK 3, GN/YE (Shield)	Shielded UL TC-ER, FT4, 600V, -20°C to 90°C Dry, 90°C Wet Tray Cable	No	Yes	1302100152	500 FT
K09	Yellow TPE	#12 (4.00mm ²)	4	.656"	165/34 BC	XLPE	BK 1, BK 2, BK 3, GN/YE	UL TC-ER, FT4, 600V, -40°C to 90°C	Yes	Yes	1302100181	500 FT
K17	Black TPE	#10 (5.26mm ²)	4	.530"	104/30 BC	PVC/Nylon	BK 1, BK 2, BK 3, GN/YE	UL TC-ER, FT4, 600V, -20°C to 90°C Dry, 75°C Wet Tray Cable	No	No	1302100148	500 FT
K19	Black TPE	#10 (5.26mm ²)	3	.452"	104/30 BC	PVC/Nylon	BK, WH, GN/YE	UL TC-ER, FT4, 600V, -20°C to 90°C Dry, 75°C Wet Tray Cable	No	No	1302090160	500 FT
K24	Black TPE	#10 (6.00mm ²)	4	.690"	Class M Proprietary Blend	Proprietary Blend	BK 1, BK 2, BK 3, GN/YE (Shield)	Shielded UL TC-ER, FT4, 600V, -20°C to 75°C Dry, 90°C Wet Tray Cable	Yes	Yes	1302100173	500 FT
K25	Black TPE	#10 (6.00mm ²)	4	.600"	Class M Proprietary Blend	PVC/Nylon	BK 1, BK 2, BK 3, GN/YE	UL TC-ER, FT4, 600V, -20°C to 90°C Dry, 90°C Wet Tray Cable	Yes	No	1302100176	500 FT
K26	Black TPE	#12 (4.00mm ²)	4	.656"	Class M Proprietary Blend	XLPE	BK 1, BK 2, BK 3, GN/YE	Shielded UL TC-ER, FT4, 600V, -20°C to 90°C Wet or Dry Tray Cable	No	Yes	1302100163	500 FT


Drop Cables

Cable Code	Cable Material	AWG	Conductors	O.D.	Conductor Stranding	Conductor Insulation	Color Rotation	Ratings	Continuous-Flex Rated	Shielded	Standard Order No.	MLQ
A45	Gray PVC	#16 (1.31mm ²)	3	.456"	65/34 BC	PVC	BK, WH, GN/YE	UL TC-ER/ST00W, FT2, 600V, -20°C to 90°C Dry, 75°C Wet Tray Cable, 105°C ST00W	No	No	1302090041	500 FT
		#16 (1.31mm ²)	4	.430"	65/34 BC	PVC/Nylon	BK, WH, RD, GN/YE	UL TC-ER/ST00W, FT4, 600V, -20°C to 90°C Dry, 75°C Wet Tray Cable, 105°C ST00W	No	No	1302100041	500 FT
A46	Gray PVC	#14 (2.08mm ²)	3	.555"	105/34 BC	PVC	BK, WH, GN/YE	UL TC-ER/ST00W, FT2, 600V, -20°C to 90°C Dry, 75°C Wet Tray Cable, 105°C ST00W	No	No	1302090038	500 FT
		#14 (2.08mm ²)	4	.585"	105/34 BC	PVC	BK, WH, RD, GN/YE	UL TC-ER/ST00W, FT4, 600V, -20°C to 90°C Dry, 75°C Wet Tray Cable, 105°C ST00W	No	No	1302100039	500 FT
A56	Black PVC	#14 (2.08mm ²)	4	.585"	105/34 BC	PVC	BK, WH, RD, GN/YE	UL TC-ER/ST00W, FT4, 600V, -20°C to 90°C Dry, 75°C Wet Tray Cable, 105°C ST00W	No	No	1302100160	500 FT
A79	Gray PVC	#14 (2.08mm ²)	4	.596"	105/34 BC	PVC	BK, WH, RD, GN/YE	UL TC-ER/ST00W, FT2, 600V, -20°C to 90°C Dry, 75°C Wet Tray Cable, 105°C ST00W	Yes	No	1302100132	500 FT
K20	Black TPE	#14 (2.08mm ²)	3	.340"	41/30 Blend	PVC/Nylon	BK, WH, GN/YE	UL TC-ER, FT4, 600V, -20°C to 90°C Dry, 75°C Wet Tray Cable	No	No	1302090161	500 FT
K21	Black TPE	#14 (2.08mm ²)	4	.373"	41/30 Blend	PVC/Nylon	BK 1, BK 2, BK 3, GN/YE	UL TC-ER, FT4, 600V, -20°C to 90°C Dry, 75°C Wet Tray Cable	No	No	1302100156	500 FT
K27	Black TPE	#14 (2.08mm ²)	4	.400"	105/34 BC	PVC/Nylon	BK 1, BK 2, BK 3, GN/YE	UL TC-ER, FT4, 600V, -20°C to 90°C Dry, 75°C Wet Tray Cable	Yes	No	1302100177	500 FT

Innovators in the Food and Beverage Industrial Market



OTHER SOLUTIONS AVAILABLE BY MOLEX >



In Cabinet

- Network Interface Cards
- IP67 & IP20 Ethernet Switches
- CIP Safety Software Kits
- SST Communication Modules
- PICS Simulation Software
- Industrial Gateways

I/O and Network

- Harsh I/O IP67 Modules
- Brad DeviceNet⁺ Cables and Accessories
- Brad Ethernet Solutions
- Brad PROFIBUS⁺ Solutions
- IP67 Ethernet Switches
- Brad Industrial USB Plugs and Receptacles

Connectivity

- Stainless Steel MPIS Distribution Boxes
- Brad Ultra-Lock Stainless Steel Connection System
- mPm DIN Valve Connectors
- Brad Mini-Change and M12 Power for 24VDC Auxiliary Power



1 Blow Molding Machine



2 Bottle Filling Machine



3 Conveyor Systems



4 Cutting Machines



5 Freezers



6 Label Application Machines



7 Metal Detectors



8 Mixers



9 Ovens



10 Packaging and Shrink-Wrap Systems



11 Robotics



Power and Motors

- Brad M23 and M40 Connector Solutions
- BradPower Trunk and Drop Receptacles and Cordsets, Tees, Reducers and Field Attachables
- GWconnect Heavy Duty Connectors (HDC)
- Woodhead ArcArrest

Plant Support

- Industrial and Heavy-Duty Cable Reels
- Industrial Duty GFCI
- Stainless Steel Strain Relief and Support Grips
- Woodhead LED Wide-Area Portable Magnet Light

Watertite Solutions

- Woodhead Watertite Wet Location Wiring Devices
- Woodhead Watertite Push-Button Pendant Stations
- Woodhead Watertite FS/FD Boxes
- Woodhead Watertite GFCI Receptacles

Innovators in the Oil and Gas Industrial Market



OTHER SOLUTIONS AVAILABLE BY MOLEX >



In Cabinet


- Network Interface Cards
- Ethernet Switches
- CIP Safety Software Kits
- SST™ Communication Modules
- PICS Simulation® Software

I/O and Network

- Harsh I/O IP67 Modules
- Brad® DeviceNet® Cables and accessories
- Brad® Ethernet Solutions
- Brad® PROFIBUS† Solutions

Connectivity

- Brad® Micro-Change® (M12) Connectors
- mPm® DIN Value Connectors
- Brad® Distribution Boxes
- Brad® Mini-Change® Connectors



1 Operating Center,
Engineer Station, Dispatch

2 Catalytic Cracking Unit

3 Finished Product Tanks

4 Waste Treatment Systems

5 Pipe System

6 Sulfur Recovery and
Gas Treatment Units

7 Flaring Devices

8 Distillation Tower

9 Crude Oil Heater

10 Crude Oil Tanks



Power and Motors

- Brad® Power Connectors
- Brad® M23 Connectors
- GWconnect® Heavy-Duty Cable Connectors

Plant Support

- GFCI Receptacles and Inline Products
- Stainless Steel Strain Relief and Support Grips
- Woodhead® Power Distribution
- Super-Safeway™ and Safeway® Heavy Duty Wiring Devices

Hazardous Duty and Watertite®

- Hazardous Location Handlamps
- Hazardous Location Wide Area Lighting
- Woodhead® Watertite® Wet Location Wiring Devices
- Industrial and Heavy-Duty Cable Reels

Find the Latest Innovations and Information at

For the most in-depth and up-to-date information on all our products, It's designed to help you get more done in less time with advanced search capabilities, 3D models, product specifications, easy sample ordering and more.



Other Time-Saving Site Features

Capabilities Videos

Short online videos highlight key industry products, as well as our unique cross-functional design and manufacturing capabilities.

Featured Products

To find out about new products that can take your design to the next level, look no further than this convenient product spotlight.

Monthly E-ouncements

Electronic newsletter keeps you up-to-date on our latest innovations

Favorite Products Feature

Lets you select and save up to 200 products as you browse

Electrical Testing Models and Data

Available on an array of products in our "Signal Integrity" section

New Videos, Webinars, Articles and More

Available right from our home page

Detailed Application Pages

Instant Access to Product Specs

Алматы (7273)495-231
Ангарск (3955)60-70-56
Архангельск (8182)63-90-72
Астрахань (8512)99-46-04
Барнаул (3852)73-04-60
Белгород (4722)40-23-64
Благовещенск (4162)22-76-07
Брянск (4832)59-03-52
Владивосток (423)249-28-31
Владикавказ (8672)28-90-48
Владимир (4922)49-43-18
Волгоград (844)278-03-48
Вологда (8172)26-41-59
Воронеж (473)204-51-73
Екатеринбург (343)384-55-89

Иваново (4932)77-34-06
Ижевск (3412)26-03-58
Иркутск (395)279-98-46
Казань (843)206-01-48
Калининград (4012)72-03-81
Калуга (4842)92-23-67
Кемерово (3842)65-04-62
Киров (8332)68-02-04
Коломна (4966)23-41-49
Кострома (4942)77-07-48
Краснодар (861)203-40-90
Красноярск (391)204-63-61
Курск (4712)77-13-04
Курган (3522)50-90-47
Липецк (4742)52-20-81
Россия +7(495)268-04-70

Магнитогорск (3519)55-03-13
Москва (495)268-04-70
Мурманск (8152)59-64-93
Набережные Челны (8552)20-53-41
Нижний Новгород (831)429-08-12
Новокузнецк (3843)20-46-81
Ноябрьск (3496)41-32-12
Новосибирск (383)227-86-73
Омск (3812)21-46-40
Орел (4862)44-53-42
Оренбург (3532)37-68-04
Пенза (8412)22-31-16
Петрозаводск (8142)55-98-37
Псков (8112)59-10-37
Пермь (342)205-81-47
Казахстан +7(7172)727-132

Ростов-на-Дону (863)308-18-15
Рязань (4912)46-61-64
Самара (846)206-03-16
Санкт-Петербург (812)309-46-40
Саратов (845)249-38-78
Севастополь (8692)22-31-93
Саранск (8342)22-96-24
Симферополь (3652)67-13-56
Смоленск (4812)29-41-54
Сочи (862)225-72-31
Ставрополь (8652)20-65-13
Сургут (3462)77-98-35
Сыктывкар (8212)25-95-17
Тамбов (4752)50-40-97
Тверь (4822)63-31-35
Киргизия +996(312)96-26-47

Тольятти (8482)63-91-07
Томск (3822)98-41-53
Тула (4872)33-79-87
Тюмень (3452)66-21-18
Ульяновск (8422)24-23-59
Улан-Удэ (3012)59-97-51
Уфа (347)229-48-12
Хабаровск (4212)92-98-04
Чебоксары (8352)28-53-07
Челябинск (351)202-03-61
Череповец (8202)49-02-64
Чита (3022)38-34-83
Якутск (4112)23-90-97
Ярославль (4852)69-52-93

<https://molex.nt-rt.ru/> || mxd@nt-rt.ru